


# Alexa Fluor® 555 Anti-CaMKII antibody [EP1829Y] ab206883

リコンビナント RabMAb

画像数 2

### 製品の概要

製品名	Alexa Fluor® 555 Anti-CaMKII antibody [EP1829Y]
製品の詳細	Alexa Fluor® 555 Rabbit monoclonal [EP1829Y] to CaMKII
由来種	Rabbit
標識	Alexa Fluor® 555. Ex: 555nm, Em: 565nm
アプリケーション	適用あり: ICC/IF
種交差性	交差種: Rat 交差が予測される動物種: Mouse, Human 
免疫原	Synthetic peptide. This information is proprietary to Abcam and/or its suppliers.
ポジティブ・コントロール	ICC/IF: PC12 cells
特記事項	<p>Our RabMAb® technology is a patented hybridoma-based technology for making rabbit monoclonal antibodies. For details on our patents, please refer to <a href="#">RabMAb® patents</a>.</p> <p>Alexa Fluor® is a registered trademark of Molecular Probes, Inc, a Thermo Fisher Scientific Company. The Alexa Fluor® dye included in this product is provided under an intellectual property license from Life Technologies Corporation. As this product contains the Alexa Fluor® dye, the purchase of this product conveys to the buyer the non-transferable right to use the purchased product and components of the product only in research conducted by the buyer (whether the buyer is an academic or for-profit entity). As this product contains the Alexa Fluor® dye the sale of this product is expressly conditioned on the buyer not using the product or its components, or any materials made using the product or its components, in any activity to generate revenue, which may include, but is not limited to use of the product or its components: (i) in manufacturing; (ii) to provide a service, information, or data in return for payment (iii) for therapeutic, diagnostic or prophylactic purposes; or (iv) for resale, regardless of whether they are sold for use in research. For information on purchasing a license to this product for purposes other than research, contact Life Technologies Corporation, 5781 Van Allen Way, Carlsbad, CA 92008 USA or <a href="mailto:outlicensing@thermofisher.com">outlicensing@thermofisher.com</a>.</p>

### 製品の特性

製品の状態	Liquid
保存方法	Shipped at 4°C. Store at +4°C short term (1-2 weeks). Upon delivery aliquot. Store at -20°C.

Avoid freeze / thaw cycle. Store In the Dark.

**バッファー**

pH: 7.40  
Preservative: 0.02% Sodium azide  
Constituents: 30% Glycerol (glycerin, glycerine), 1% BSA, PBS

**精製度**

Protein A purified

**ポリ/モノ**

モノクローナル

**クローン名**

EP1829Y

**アイソタイプ**

IgG

**アプリケーション**

**The Abpromise guarantee**      **Abpromise保証は、**次のテスト済みアプリケーションにおけるab206883の使用に適用されず  
アプリケーションノートには、推奨の開始希釈率がありますが、適切な希釈率につきましてはご検討ください。

アプリケーション	Abreviews	特記事項
ICC/IF		1/50. This product gave a positive signal in PC12 cells fixed with 4% formaldehyde (10 min)

**ターゲット情報**

**機能**

CaM-kinase II (CAMK2) is a prominent kinase in the central nervous system that may function in long-term potentiation and neurotransmitter release. Member of the NMDAR signaling complex in excitatory synapses it may regulate NMDAR-dependent potentiation of the AMPAR and synaptic plasticity.

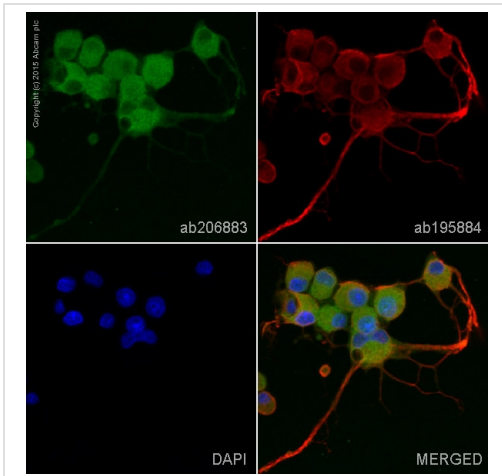
**配列類似性**

Belongs to the protein kinase superfamily. CAMK Ser/Thr protein kinase family. CaMK subfamily. Contains 1 protein kinase domain.

**細胞内局在**

Cell junction > synapse > presynaptic cell membrane. Cell junction > synapse. Postsynaptic lipid rafts.

**画像**







Immunocytochemistry/ Immunofluorescence - Alexa Fluor® 555 Anti-CaMKII antibody [EP1829Y] (ab206883)

ab206883 staining CaMKII in PC12 cells. The cells were fixed with 4% formaldehyde (10 min), permeabilized with 0.1% Triton X-100 for 5 minutes and then blocked with 1% BSA/10% normal goat serum/0.3M glycine in 0.1% PBS-Tween for 1h. The cells were then incubated overnight at +4°C with ab206883 at 1/50 dilution (**pseudocolored in green**) and **ab195884**, Rat monoclonal to Tubulin (Alexa Fluor® 647), at 1/250 dilution (shown in red). Nuclear DNA was labelled with DAPI (shown in blue).

Image was taken with a confocal microscope (Leica-Microsystems, TCS SP8).

Why choose a recombinant antibody?

 <p><b>Research with confidence</b> Consistent and reproducible results</p>	 <p><b>Long-term and scalable supply</b> Recombinant technology</p>
 <p><b>Success from the first experiment</b> Confirmed specificity</p>	 <p><b>Ethical standards compliant</b> Animal-free production</p>

Alexa Fluor® 555 Anti-CaMKII antibody [EP1829Y] (ab206883)

**Please note:** All products are "FOR RESEARCH USE ONLY. NOT FOR USE IN DIAGNOSTIC PROCEDURES"

### Our Abpromise to you: Quality guaranteed and expert technical support

- Replacement or refund for products not performing as stated on the datasheet
- Valid for 12 months from date of delivery
- Response to your inquiry within 24 hours
- We provide support in Chinese, English, French, German, Japanese and Spanish
- Extensive multi-media technical resources to help you
- We investigate all quality concerns to ensure our products perform to the highest standards

If the product does not perform as described on this datasheet, we will offer a refund or replacement. For full details of the Abpromise, please visit <https://www.abcam.co.jp/abpromise> or contact our technical team.

## Terms and conditions

---

- Guarantee only valid for products bought direct from Abcam or one of our authorized distributors