


# Alexa Fluor® 488 Anti-NDRG1 antibody [EPR5593] ab199233

リコンビナント **RabMAb**

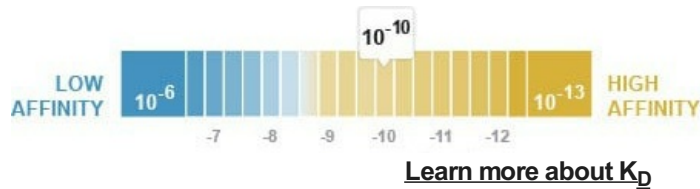
画像数 2

### 製品の概要

製品名	Alexa Fluor® 488 Anti-NDRG1 antibody [EPR5593]
製品の詳細	Alexa Fluor® 488 Rabbit monoclonal [EPR5593] to NDRG1
由来種	Rabbit
標識	Alexa Fluor® 488. Ex: 495nm, Em: 519nm
アプリケーション	<b>適用あり:</b> ICC/IF <b>適用なし:</b> Flow Cyt
種交差性	<b>交差種:</b> Human <b>交差が予測される動物種:</b> Mouse, Rat 
免疫原	Synthetic peptide. This information is proprietary to Abcam and/or its suppliers.
ポジティブ・コントロール	ICC/IF: HeLa cells.
特記事項	<p>This product is a recombinant monoclonal antibody, which offers several advantages including:</p> <ul style="list-style-type: none"> <li>- High batch-to-batch consistency and reproducibility</li> <li>- Improved sensitivity and specificity</li> <li>- Long-term security of supply</li> <li>- Animal-free production</li> </ul> <p>For more information <a href="#">see here</a>.</p> <p>Our RabMAb® technology is a patented hybridoma-based technology for making rabbit monoclonal antibodies. For details on our patents, please refer to <a href="#">RabMAb® patents</a>.</p> <p>Alexa Fluor® is a registered trademark of Molecular Probes, Inc, a Thermo Fisher Scientific Company. The Alexa Fluor® dye included in this product is provided under an intellectual property license from Life Technologies Corporation. As this product contains the Alexa Fluor® dye, the purchase of this product conveys to the buyer the non-transferable right to use the purchased product and components of the product only in research conducted by the buyer (whether the buyer is an academic or for-profit entity). As this product contains the Alexa Fluor® dye the sale of this product is expressly conditioned on the buyer not using the product or its components, or any materials made using the product or its components, in any activity to generate revenue, which may include, but is not limited to use of the product or its components: (i) in manufacturing; (ii) to provide a service, information, or data in return for payment (iii) for therapeutic, diagnostic or prophylactic purposes; or (iv) for resale, regardless of whether they are sold for use in research. For information on purchasing a license to this product for purposes other than research, contact Life Technologies Corporation, 5781 Van Allen Way, Carlsbad, CA 92008 USA or</p>

## 製品の特性

製品の状態	Liquid
保存方法	Shipped at 4°C. Store at +4°C short term (1-2 weeks). Upon delivery aliquot. Store at -20°C. Avoid freeze / thaw cycle. Store In the Dark.
解離定数 (K <sub>D</sub> 値)	K <sub>D</sub> = 1.33 x 10 <sup>-10</sup> M



バッファー	pH: 7.40 Preservative: 0.02% Sodium azide Constituents: 30% Glycerol (glycerin, glycerine), 1% BSA, PBS
精製度	Protein A purified
ポリ/モノ	モノクローナル
クローン名	EPR5593
アイソタイプ	IgG

## アプリケーション

**The Abpromise guarantee**      **Abpromise保証は、** 次のテスト済みアプリケーションにおけるab199233の使用に適用されます  
アプリケーションノートには、推奨の開始希釈率がありますが、適切な希釈率につきましてはご検討ください。

アプリケーション	Abreviews	特記事項
ICC/IF		1/500. This product gave a positive signal in HeLa cells fixed with 4% formaldehyde (10 min).

**追加情報**      Is unsuitable for Flow Cyt.

## ターゲット情報

機能	May have a growth inhibitory role.
組織特異性	Ubiquitous; expressed most prominently in placental membranes and prostate, kidney, small intestine, and ovary tissues. Reduced expression in adenocarcinomas compared to normal tissues. In colon, prostate and placental membranes, the cells that border the lumen show the highest expression.
関連疾患	Defects in NDRG1 are the cause of Charcot-Marie-Tooth disease type 4D (CMT4D) [MIM:601455]; also known as hereditary motor and sensory neuropathy Lom type (HMSNL). CMT4D is a recessive form of Charcot-Marie-Tooth disease, the most common inherited disorder of the peripheral nervous system. Charcot-Marie-Tooth disease is classified in two main

groups on the basis of electrophysiologic properties and histopathology: primary peripheral demyelinating neuropathy and primary peripheral axonal neuropathy. Demyelinating CMT neuropathies are characterized by severely reduced nerve conduction velocities (less than 38 m/sec), segmental demyelination and remyelination with onion bulb formations on nerve biopsy, slowly progressive distal muscle atrophy and weakness, absent deep tendon reflexes, and hollow feet. By convention, autosomal recessive forms of demyelinating Charcot-Marie-Tooth disease are designated CMT4.

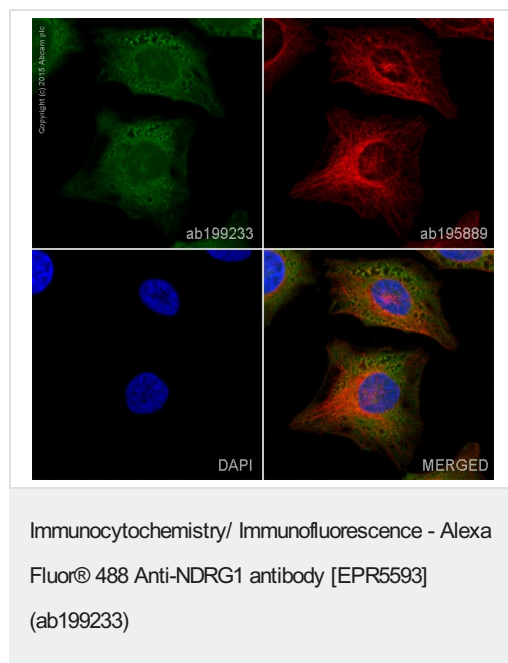
## 配列類似性

Belongs to the NDRG family.

## 細胞内局在

Cytoplasm. Nucleus. Cell membrane. Whereas in prostate epithelium and placental chorion it is located in both the cytoplasm and the nucleus, nuclear staining is not observed in colon epithelium cells. Instead its localization changes from the cytoplasm to the plasma membrane during differentiation of colon carcinoma cell lines in vitro.

## 画像



ab199233 staining NDRG1 in HeLa cells. The cells were fixed with 4% formaldehyde (10 min), permeabilized with 0.1% Triton X-100 for 5 minutes and then blocked with 1% BSA/10% normal goat serum/0.3M glycine in 0.1% PBS-Tween for 1h. The cells were then incubated overnight at +4°C with ab199233 at 1/500 dilution (shown in green) and **ab195889**, Mouse monoclonal to alpha Tubulin (Alexa Fluor® 594), at 1/250 dilution (shown in red). Nuclear DNA was labelled with DAPI (shown in blue).

Image was taken with a confocal microscope (Leica-Microsystems, TCS SP8).

Why choose a recombinant antibody?

- Research with confidence**  
Consistent and reproducible results
- Long-term and scalable supply**  
Recombinant technology
- Success from the first experiment**  
Confirmed specificity
- Ethical standards compliant**  
Animal-free production

Alexa Fluor® 488 Anti-NDRG1 antibody [EPR5593] (ab199233)

**Please note:** All products are "FOR RESEARCH USE ONLY. NOT FOR USE IN DIAGNOSTIC PROCEDURES"

### **Our Abpromise to you: Quality guaranteed and expert technical support**

---

- Replacement or refund for products not performing as stated on the datasheet
- Valid for 12 months from date of delivery
- Response to your inquiry within 24 hours
- We provide support in Chinese, English, French, German, Japanese and Spanish
- Extensive multi-media technical resources to help you
- We investigate all quality concerns to ensure our products perform to the highest standards

If the product does not perform as described on this datasheet, we will offer a refund or replacement. For full details of the Abpromise, please visit <https://www.abcam.co.jp/abpromise> or contact our technical team.

### **Terms and conditions**

---

- Guarantee only valid for products bought direct from Abcam or one of our authorized distributors