


# Alexa Fluor® 488 Anti-Aconitase 2 antibody [EPR8283(B)] ab197879

リコンビナント RabMAb

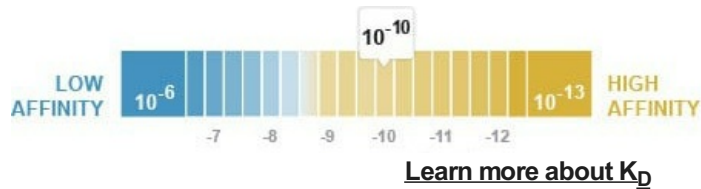
画像数 3

### 製品の概要

製品名	Alexa Fluor® 488 Anti-Aconitase 2 antibody [EPR8283(B)]
製品の詳細	Alexa Fluor® 488 Rabbit monoclonal [EPR8283(B)] to Aconitase 2
由来種	Rabbit
標識	Alexa Fluor® 488. Ex: 495nm, Em: 519nm
アプリケーション	適用あり: ICC/IF, Flow Cyt (Intra)
種交差性	交差種: Human 交差が予測される動物種: Mouse, Rat 
免疫原	Synthetic peptide. This information is proprietary to Abcam and/or its suppliers.
ポジティブ・コントロール	ICC/IF: HeLa cells. Flow Cyt (Intra): HeLa cells.
特記事項	<p>This product is a recombinant monoclonal antibody, which offers several advantages including:</p> <ul style="list-style-type: none"><li>- High batch-to-batch consistency and reproducibility</li><li>- Improved sensitivity and specificity</li><li>- Long-term security of supply</li><li>- Animal-free production</li></ul> <p>For more information <a href="#">see here</a>.</p> <p>Our RabMAb® technology is a patented hybridoma-based technology for making rabbit monoclonal antibodies. For details on our patents, please refer to <a href="#">RabMAb® patents</a>.</p> <p>Alexa Fluor® is a registered trademark of Molecular Probes, Inc, a Thermo Fisher Scientific Company. The Alexa Fluor® dye included in this product is provided under an intellectual property license from Life Technologies Corporation. As this product contains the Alexa Fluor® dye, the purchase of this product conveys to the buyer the non-transferable right to use the purchased product and components of the product only in research conducted by the buyer (whether the buyer is an academic or for-profit entity). As this product contains the Alexa Fluor® dye the sale of this product is expressly conditioned on the buyer not using the product or its components, or any materials made using the product or its components, in any activity to generate revenue, which may include, but is not limited to use of the product or its components: (i) in manufacturing; (ii) to provide a service, information, or data in return for payment (iii) for therapeutic, diagnostic or prophylactic purposes; or (iv) for resale, regardless of whether they are sold for use in research. For information on purchasing a license to this product for purposes other than research, contact Life Technologies Corporation, 5781 Van Allen Way, Carlsbad, CA 92008 USA or</p>

## 製品の特性

製品の状態	Liquid
保存方法	Shipped at 4°C. Store at +4°C short term (1-2 weeks). Upon delivery aliquot. Store at -20°C. Avoid freeze / thaw cycle. Store In the Dark.
解離定数 (K <sub>D</sub> 値)	K <sub>D</sub> = 2.60 x 10 <sup>-10</sup> M



バッファー	pH: 7.40 Preservative: 0.02% Sodium azide Constituents: PBS, 30% Glycerol (glycerin, glycerine), 1% BSA
精製度	Protein A purified
ポリモノ	モノクローナル
クローン名	EPR8283(B)
アイソタイプ	IgG

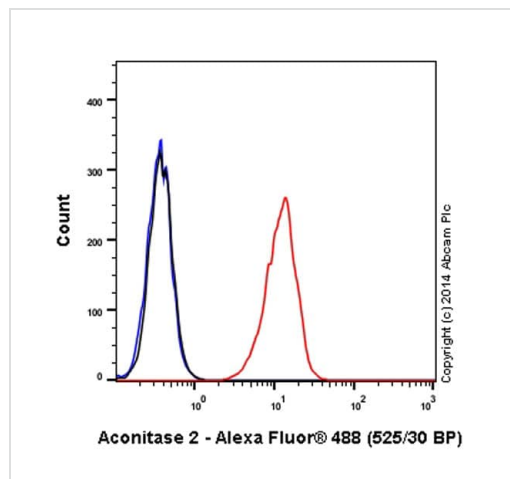
## アプリケーション

**The Abpromise guarantee**      **Abpromise保証は、** 次のテスト済みアプリケーションにおけるab197879の使用に適用されます  
アプリケーションノートには、推奨の開始希釈率がありますが、適切な希釈率につきましてはご検討ください。

アプリケーション	Abreviews	特記事項
ICC/IF		1/100. This product gave a positive signal in HeLa cells fixed with 100% methanol (5 min)
Flow Cyt (Intra)		1/500. <b>ab199091</b> - Rabbit monoclonal IgG (Alexa Fluor® 488), is suitable for use as an isotype control with this antibody.

## ターゲット情報

機能	Catalyzes the isomerization of citrate to isocitrate via cis-aconitate.
パスウェイ	Carbohydrate metabolism; tricarboxylic acid cycle; isocitrate from oxaloacetate: step 2/2.
配列類似性	Belongs to the aconitase/IPM isomerase family.
細胞内局在	Mitochondrion.

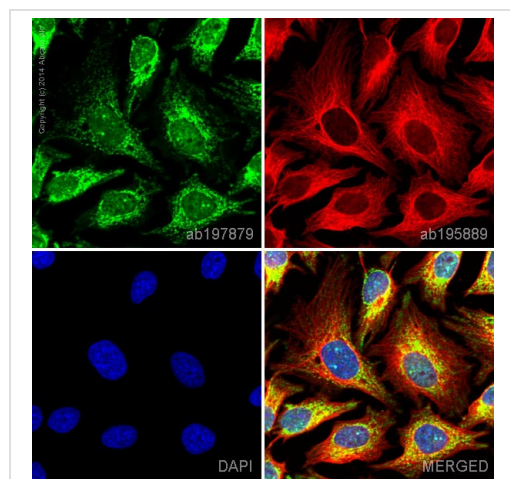


Flow Cytometry (Intracellular) - Alexa Fluor® 488  
Anti-Aconitase 2 antibody [EPR8283(B)] (ab197879)

Overlay histogram showing HeLa cells stained with ab197879 (red line). The cells were fixed with 80% methanol (5 min) and then permeabilized with 0.1% PBS-Tween for 20 min. The cells were then incubated in 1x PBS / 10% normal goat serum / 0.3M glycine to block non-specific protein-protein interactions followed by the antibody (ab197879, 1/500 dilution) for 30 min at 22°C. Isotype control antibody (black line) was rabbit IgG (monoclonal) Alexa Fluor® 488 used at the same concentration and conditions as the primary antibody. Unlabelled sample (blue line) was also used as a control.

Acquisition of >5,000 events were collected using a 20mW Argon ion laser (488nm) and 525/30 bandpass filter.

This antibody gave a positive signal in HeLa fixed with 4% formaldehyde (10 min)/permeabilized with 0.1% PBS-Tween for 20 min used under the same conditions.



Immunocytochemistry/ Immunofluorescence - Alexa Fluor® 488 Anti-Aconitase 2 antibody [EPR8283(B)] (ab197879)

ab197879 staining Aconitase 2 in HeLa cells. The cells were fixed with 100% methanol (5 min), permeabilized with 0.1% Triton X-100 for 5 minutes and then blocked with 1% BSA/10% normal goat serum/0.3M glycine in 0.1%PBS-Tween for 1h. The cells were then incubated overnight at +4°C with ab197879 at a 1/100 dilution (shown in green) and **ab195889**, Mouse monoclonal to alpha Tubulin (Alexa Fluor® 594), at a 1/250 dilution (shown in red). Nuclear DNA was labelled with DAPI (shown in blue).

Image was taken with a confocal microscope (Leica-Microsystems, TCS SP8).

### Why choose a recombinant antibody?



**Research with confidence**  
Consistent and reproducible results



**Long-term and scalable supply**  
Recombinant technology



**Success from the first experiment**  
Confirmed specificity



**Ethical standards compliant**  
Animal-free production

Alexa Fluor® 488 Anti-Aconitase 2 antibody  
[EPR8283(B)] (ab197879)

**Please note:** All products are "FOR RESEARCH USE ONLY. NOT FOR USE IN DIAGNOSTIC PROCEDURES"

### Our Abpromise to you: Quality guaranteed and expert technical support

---

- Replacement or refund for products not performing as stated on the datasheet
- Valid for 12 months from date of delivery
- Response to your inquiry within 24 hours
- We provide support in Chinese, English, French, German, Japanese and Spanish
- Extensive multi-media technical resources to help you
- We investigate all quality concerns to ensure our products perform to the highest standards

If the product does not perform as described on this datasheet, we will offer a refund or replacement. For full details of the Abpromise, please visit <https://www.abcam.co.jp/abpromise> or contact our technical team.

### Terms and conditions

---

- Guarantee only valid for products bought direct from Abcam or one of our authorized distributors