


Anti-Aldolase C antibody [4A9] - N-terminal ab190368

★★★★☆ [1 Abreviews](#) [1 References](#) [画像数 3](#)

製品の概要

製品名	Anti-Aldolase C antibody [4A9] - N-terminal
製品の詳細	Mouse monoclonal [4A9] to Aldolase C - N-terminal
由来種	Mouse
アプリケーション	適用あり: ICC/IF, WB
種交差性	交差種: Mouse, Rat, Cow, Pig 交差が予測される動物種: Rabbit, Horse, Chicken, Human, Chimpanzee, Cynomolgus monkey 

免疫原	Synthetic peptide corresponding to Human Aldolase C aa 1-100 (N terminal). Database link: P09972 Run BLAST with Run BLAST with
-----	--------------------------------------------------------------------------------------------------------------------------------------------------------------------------------------

ポジティブ・コントロール	WB: Rat and mouse brain lysate; Cow cerebellum lysate; Pig hippocampus lysate. ICC/IF: Rat cerebellum section and E20 rat cortical culture.
--------------	---------------------------------------------------------------------------------------------------------------------------------------------

特記事項	<p>The Life Science industry has been in the grips of a reproducibility crisis for a number of years. Abcam is leading the way in addressing this with our range of recombinant monoclonal antibodies and knockout edited cell lines for gold-standard validation. Please check that this product meets your needs before purchasing.</p> <p>If you have any questions, special requirements or concerns, please send us an inquiry and/or contact our Support team ahead of purchase. Recommended alternatives for this product can be found below, along with publications, customer reviews and Q&As</p>
------	-----------------------------------------------------------------------------------------------------------------------------------------------------------------------------------------------------------------------------------------------------------------------------------------------------------------------------------------------------------------------------------------------------------------------------------------------------------------------------------------------------------------------------------------------------------------------------------------------------------------

製品の特性

製品の状態	Liquid
保存方法	Shipped at 4°C. Store at +4°C short term (1-2 weeks). Upon delivery aliquot. Store at -20°C long term. Avoid freeze / thaw cycle.
バッファー	Preservative: 0.07% Sodium azide Constituent: PBS
精製度	Protein G purified
ポリ/モノ	モノクローナル
クローン名	4A9

アプリケーション

The Abpromise guarantee **Abpromise保証は、次のテスト済みアプリケーションにおけるab190368の使用に適用されず**
アプリケーションノートには、推奨の開始希釈率がありますが、適切な希釈率につきましてはご検討ください。

アプリケーション	Abreviews	特記事項
ICC/IF		1/1000.
WB		1/2000. Detects a band of approximately 40 kDa (predicted molecular weight: 39 kDa).

ターゲット情報

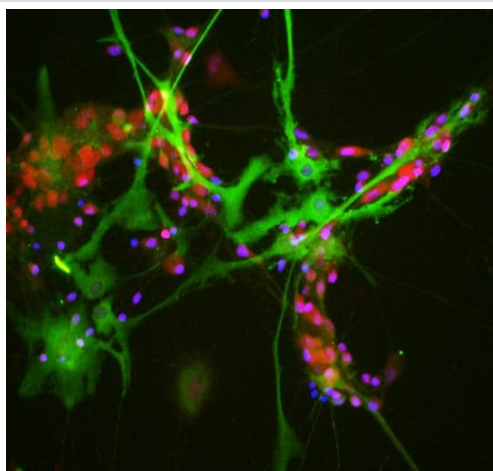
パスウェイ

Carbohydrate degradation; glycolysis; D-glyceraldehyde 3-phosphate and glycerone phosphate from D-glucose: step 4/4.

配列類似性

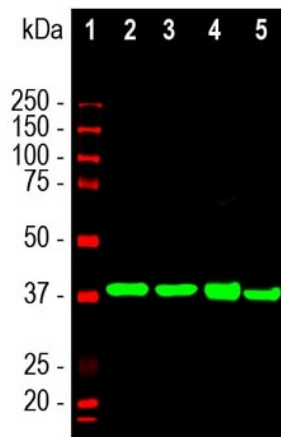
Belongs to the class I fructose-bisphosphate aldolase family.

画像



Immunofluorescence analysis of neuron/glia cells, labeling Aldolase C using ab190368 at a 1/500 dilution (green). Counterstained with an antibody against NeuN (red) and DNA (blue).

Immunocytochemistry/ Immunofluorescence - Anti-Aldolase C antibody [4A9] - N-terminal (ab190368)



Western blot - Anti-Aldolase C antibody [4A9] - N-terminal (ab190368)

All lanes : Anti-Aldolase C antibody [4A9] - N-terminal (ab190368) at 1/2000 dilution

Lane 1 : Protein standard

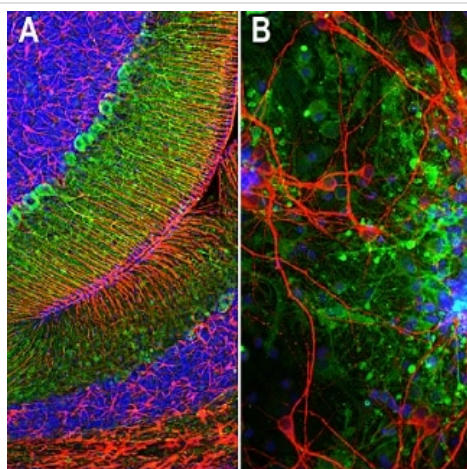
Lane 2 : Rat brain lysate

Lane 3 : Mouse brain lysate

Lane 4 : Cow cerebellum lysate

Lane 5 : Pig hippocampus lysate

Predicted band size: 39 kDa



Immunocytochemistry/ Immunofluorescence - Anti-Aldolase C antibody [4A9] - N-terminal (ab190368)

Immunofluorescence analysis of rat cerebellum tissue (A) or E20 rat cortical culture (B) stained for Aldolase C using ab190368 at a 1/1000 dilution (green). Costained with rabbit polyclonal to CFAP (red) at a 1/5000 dilution (A) or with chicken polyclonal antibody to MAP2 (red) at a 1/10000 dilution (B). DAPI was used to staining nuclear DNA (blue).

Please note: All products are "FOR RESEARCH USE ONLY. NOT FOR USE IN DIAGNOSTIC PROCEDURES"

Our Abpromise to you: Quality guaranteed and expert technical support

- Replacement or refund for products not performing as stated on the datasheet
- Valid for 12 months from date of delivery
- Response to your inquiry within 24 hours

- We provide support in Chinese, English, French, German, Japanese and Spanish
- Extensive multi-media technical resources to help you
- We investigate all quality concerns to ensure our products perform to the highest standards

If the product does not perform as described on this datasheet, we will offer a refund or replacement. For full details of the Abpromise, please visit <https://www.abcam.co.jp/abpromise> or contact our technical team.

Terms and conditions

- Guarantee only valid for products bought direct from Abcam or one of our authorized distributors