

Anti-ADX antibody [EPR4629] ab108257

リコンビナント **RabMAb**

5 References [画像数 2](#)

製品の概要

製品名	Anti-ADX antibody [EPR4629]
製品の詳細	Rabbit monoclonal [EPR4629] to ADX
由来種	Rabbit
アプリケーション	適用あり: WB 適用なし: Flow Cyt or IHC-P
種交差性	交差種: Mouse, Rat, Human
免疫原	Synthetic peptide. This information is proprietary to Abcam and/or its suppliers.
特記事項	This product is a recombinant monoclonal antibody, which offers several advantages including: <ul style="list-style-type: none"> - High batch-to-batch consistency and reproducibility - Improved sensitivity and specificity - Long-term security of supply - Animal-free production For more information see here . Our RabMAb [®] technology is a patented hybridoma-based technology for making rabbit monoclonal antibodies. For details on our patents, please refer to RabMAb[®] patents .

製品の特性

製品の状態	Liquid
保存方法	Shipped at 4°C. Store at -20°C. Stable for 12 months at -20°C.
バッファー	pH: 7.20 Preservative: 0.01% Sodium azide Constituents: 0.05% BSA, 40% Glycerol (glycerin, glycerine), 59% PBS
精製度	Protein A purified
ポリ/モノ	モノクローナル
クローン名	EPR4629
アイソタイプ	IgG

アプリケーション

The Abpromise guarantee

Abpromise保証は、次のテスト済みアプリケーションにおけるab108257の使用に適用されます
アプリケーションノートには、推奨の開始希釈率がありますが、適切な希釈率につきましてはご検討ください。

アプリケーション	Abreviews	特記事項
WB		1/1000 - 1/10000. Detects a band of approximately 14 kDa (predicted molecular weight: 19 kDa).

追加情報

Is unsuitable for Flow Cyt or IHC-P.

ターゲット情報

機能

Participates in the synthesis of thyroid hormones. Transfers electrons from adrenodoxin reductase to the cholesterol side chain cleavage cytochrome P450.

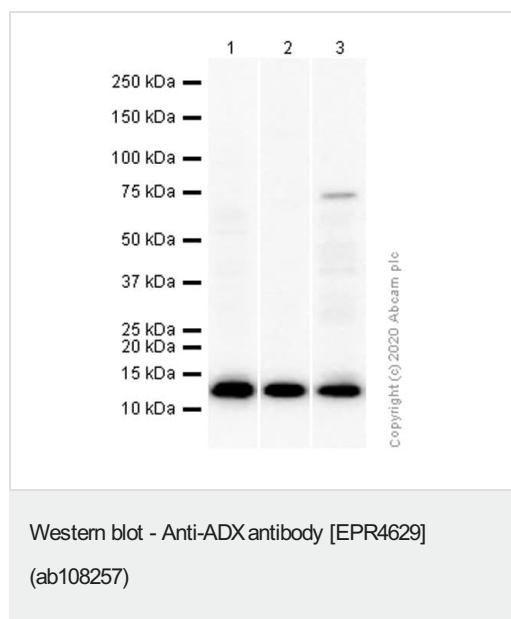
配列類似性

Belongs to the adrenodoxin/putidaredoxin family.
Contains 1 2Fe-2S ferredoxin-type domain.

細胞内局在

Mitochondrion matrix.

画像



All lanes : Anti-ADX antibody [EPR4629] (ab108257) at 1/1000 dilution (Purified)

Lane 1 : A549 (Human lung carcinoma epithelial cell) whole cell lysate

Lane 2 : Mouse kidney lysate





Lane 3 : Rat kidney lysate

Secondary

All lanes : Goat Anti-Rabbit IgG H&L (HRP) ([ab97051](#)) at 1/20000 dilution

Predicted band size: 19 kDa

Why choose a recombinant antibody?

 <p>Research with confidence Consistent and reproducible results</p>	 <p>Long-term and scalable supply Recombinant technology</p>
 <p>Success from the first experiment Confirmed specificity</p>	 <p>Ethical standards compliant Animal-free production</p>

Anti-ADX antibody [EPR4629] (ab108257)

Please note: All products are "FOR RESEARCH USE ONLY. NOT FOR USE IN DIAGNOSTIC PROCEDURES"

Our Abpromise to you: Quality guaranteed and expert technical support

- Replacement or refund for products not performing as stated on the datasheet
- Valid for 12 months from date of delivery
- Response to your inquiry within 24 hours
- We provide support in Chinese, English, French, German, Japanese and Spanish
- Extensive multi-media technical resources to help you
- We investigate all quality concerns to ensure our products perform to the highest standards

If the product does not perform as described on this datasheet, we will offer a refund or replacement. For full details of the Abpromise, please visit <https://www.abcam.co.jp/abpromise> or contact our technical team.

Terms and conditions

- Guarantee only valid for products bought direct from Abcam or one of our authorized distributors