



# Anti-Adiponectin Receptor 2/ADIPOR2 antibody ab223752

画像数 4

## 製品の概要

製品名	Anti-Adiponectin Receptor 2/ADIPOR2 antibody
製品の詳細	Rabbit polyclonal to Adiponectin Receptor 2/ADIPOR2
由来種	Rabbit
アプリケーション	<b>適用あり:</b> IHC-P
種交差性	<b>交差種:</b> Human
免疫原	Recombinant fragment corresponding to Human Adiponectin Receptor 2/ADIPOR2 aa 1-100. Database link: <a href="#">Q86V24</a>
	 <a href="#">Run BLAST with</a>  <a href="#">Run BLAST with</a>
ポジティブ・コントロール	IHC-P: Human skeletal muscle, placenta, heart muscle and small intestine tissue.
特記事項	<p>The Life Science industry has been in the grips of a reproducibility crisis for a number of years. Abcam is leading the way in addressing this with our range of recombinant monoclonal antibodies and knockout edited cell lines for gold-standard validation. Please check that this product meets your needs before purchasing.</p> <p>If you have any questions, special requirements or concerns, please send us an inquiry and/or contact our Support team ahead of purchase. Recommended alternatives for this product can be found below, along with publications, customer reviews and Q&amp;As</p>

## 製品の特性

製品の状態	Liquid
保存方法	Shipped at 4°C. Store at +4°C short term (1-2 weeks). Upon delivery aliquot. Store at -20°C long term. Avoid freeze / thaw cycle.
バッファー	pH: 7.20 Preservative: 0.02% Sodium azide Constituents: 40% Glycerol (glycerin, glycerine), PBS
精製度	Immunogen affinity purified
ポリ/モノ	ポリクローナル
アイソタイプ	IgG

## アプリケーション

## The Abpromise guarantee

**Abpromise保証は、次のテスト済みアプリケーションにおけるab223752の使用に適用されます**

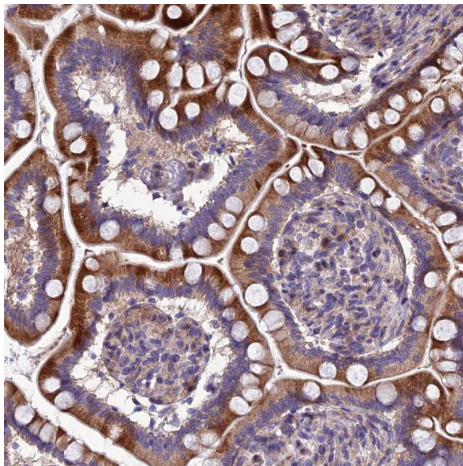
アプリケーションノートには、推奨の開始希釈率がありますが、適切な希釈率につきましてはご検討ください。

アプリケーション	Abreviews	特記事項
IHC-P		1/20 - 1/50. Perform heat mediated antigen retrieval with citrate buffer pH 6 before commencing with IHC staining protocol.

## ターゲット情報

機能	Receptor for globular and full-length adiponectin (APM1), an essential hormone secreted by adipocytes that acts as an antidiabetic. Probably involved in metabolic pathways that regulate lipid metabolism such as fatty acid oxidation. Mediates increased AMPK, PPARA ligand activity, fatty acid oxidation and glucose uptake by adiponectin. Has some intermediate-affinity receptor activity for both globular and full-length adiponectin.
組織特異性	Highly expressed in skeletal muscle, liver and placenta. Weakly expressed in brain, heart, colon, spleen, kidney, thymus, small intestine, peripheral blood leukocytes and lung.
配列類似性	Belongs to the ADIPOR family.
ドメイン	The N-terminus is known to be cytoplasmic while the C-terminus is known to be extracellular.
細胞内局在	Membrane. Localized to the cell membrane and intracellular organelles.

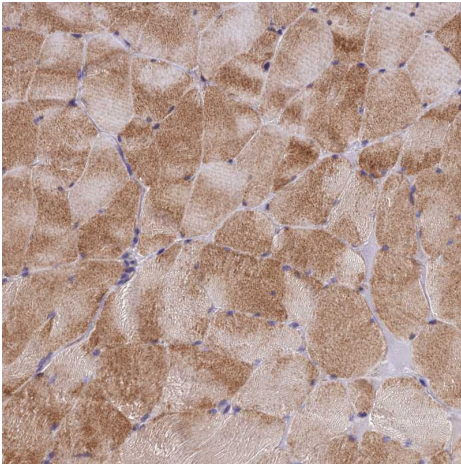
## 画像



Paraffin-embedded human small intestine tissue stained for Adiponectin Receptor 2/ADIPOR2 using ab223752 at 1/20 dilution in immunohistochemical analysis.

Moderate cytoplasmic positivity in glandular cells.

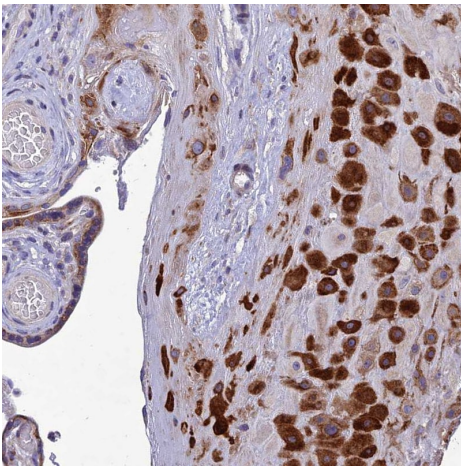
Immunohistochemistry (Formalin/PFA-fixed paraffin-embedded sections) - Anti-Adiponectin Receptor 2/ADIPOR2 antibody (ab223752)



Immunohistochemistry (Formalin/PFA-fixed paraffin-embedded sections) - Anti-Adiponectin Receptor 2/ADIPOR2 antibody (ab223752)

Paraffin-embedded human skeletal muscle tissue stained for Adiponectin Receptor 2/ADIPOR2 using ab223752 at 1/20 dilution in immunohistochemical analysis.

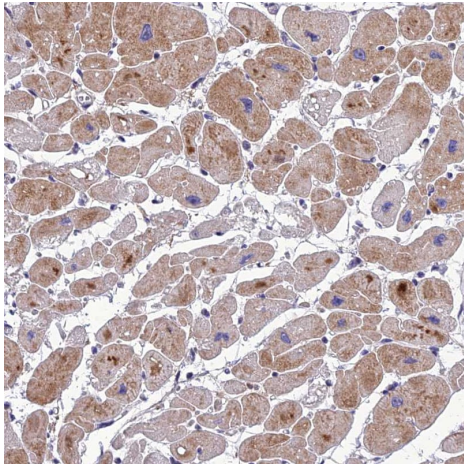
Moderate cytoplasmic positivity in myocytes.



Immunohistochemistry (Formalin/PFA-fixed paraffin-embedded sections) - Anti-Adiponectin Receptor 2/ADIPOR2 antibody (ab223752)

Paraffin-embedded human placenta tissue stained for Adiponectin Receptor 2/ADIPOR2 using ab223752 at 1/20 dilution in immunohistochemical analysis.

Strong cytoplasmic positivity in decidual cells.



Immunohistochemistry (Formalin/PFA-fixed paraffin-embedded sections) - Anti-Adiponectin Receptor 2/ADIPOR2 antibody (ab223752)

Paraffin-embedded human heart muscle tissue stained for Adiponectin Receptor 2/ADIPOR2 using ab223752 at 1/20 dilution in immunohistochemical analysis.

Moderate cytoplasmic positivity in cardiomyocytes.

**Please note:** All products are "FOR RESEARCH USE ONLY. NOT FOR USE IN DIAGNOSTIC PROCEDURES"

### Our Abpromise to you: Quality guaranteed and expert technical support

---

- Replacement or refund for products not performing as stated on the datasheet
- Valid for 12 months from date of delivery
- Response to your inquiry within 24 hours
- We provide support in Chinese, English, French, German, Japanese and Spanish
- Extensive multi-media technical resources to help you
- We investigate all quality concerns to ensure our products perform to the highest standards

If the product does not perform as described on this datasheet, we will offer a refund or replacement. For full details of the Abpromise, please visit <https://www.abcam.co.jp/abpromise> or contact our technical team.

### Terms and conditions

---

- Guarantee only valid for products bought direct from Abcam or one of our authorized distributors