


Anti-ACADM/MCAD antibody [EPR3707] ab108192

リコンビナント **RabMAb**

画像数 4

製品の概要

製品名	Anti-ACADM/MCAD antibody [EPR3707]
製品の詳細	Rabbit monoclonal [EPR3707] to ACADM/MCAD
由来種	Rabbit
アプリケーション	適用あり: WB, IHC-P 適用なし: Flow Cyt
種交差性	交差種: Human 交差が予測される動物種: Mouse, Rat 
免疫原	Synthetic peptide. This information is proprietary to Abcam and/or its suppliers.
ポジティブ・コントロール	WB: Human fetal heart, fetal liver, HeLa and HepG2 cell lysates IHC-P: Human kidney and liver tissue
特記事項	<p>This product is a recombinant monoclonal antibody, which offers several advantages including:</p> <ul style="list-style-type: none"> - High batch-to-batch consistency and reproducibility - Improved sensitivity and specificity - Long-term security of supply - Animal-free production <p>For more information see here.</p> <p>Our RabMAb[®] technology is a patented hybridoma-based technology for making rabbit monoclonal antibodies. For details on our patents, please refer to RabMAb[®] patents.</p>

製品の特性

製品の状態	Liquid
保存方法	Shipped at 4°C. Upon delivery aliquot and store at -20°C. Avoid repeated freeze / thaw cycles.
バッファー	pH: 7.20 Preservative: 0.05% Sodium azide Constituents: 0.1% BSA, 40% Glycerol (glycerin, glycerine), 9.85% Tris glycine, 50% Tissue culture supernatant
精製度	Tissue culture supernatant
ポリ/モノ	モノクローナル

クローン名	EPR3707
アイソタイプ	IgG

アプリケーション

The Abpromise guarantee Abpromise保証は、次のテスト済みアプリケーションにおけるab108192の使用に適用されます
アプリケーションノートには、推奨の開始希釈率がありますが、適切な希釈率につきましてはご確認ください。

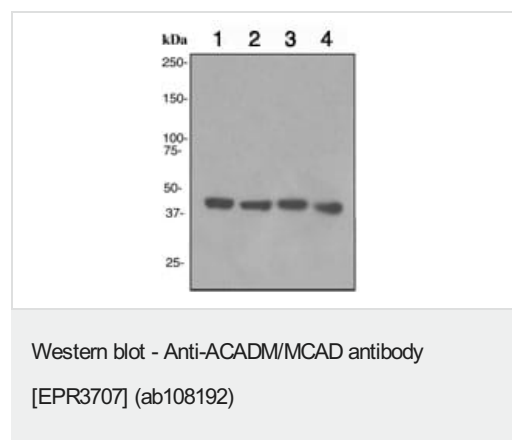
アプリケーション	Abreviews	特記事項
WB		1/1000 - 1/5000. Predicted molecular weight: 47 kDa.
IHC-P		1/250 - 1/500. Perform heat mediated antigen retrieval before commencing with IHC staining protocol. Heat up to 98 °C, below boiling, and then let cool for 10-20 minutes.

追加情報 Is unsuitable for Flow Cyt.

ターゲット情報

機能	This enzyme is specific for acyl chain lengths of 4 to 16.
パスウェイ	Lipid metabolism; mitochondrial fatty acid beta-oxidation.
関連疾患	Defects in ACADM are the cause of acyl-CoA dehydrogenase medium-chain deficiency (ACADM) [MIM:201450]. It is an autosomal recessive disease which causes fasting hypoglycemia, hepatic dysfunction, and encephalopathy, often resulting in death in infancy.
配列類似性	Belongs to the acyl-CoA dehydrogenase family.
細胞内局在	Mitochondrion matrix.

画像

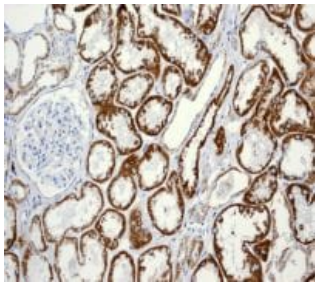


All lanes : Anti-ACADM/MCAD antibody [EPR3707] (ab108192)
at 1/1000 dilution

Lane 1 : Human fetal heart tissue lysate
Lane 2 : Human fetal liver tissue lysate
Lane 3 : HeLa cell lysate
Lane 4 : HepG2 cell lysate

Lysates/proteins at 10 µg per lane.

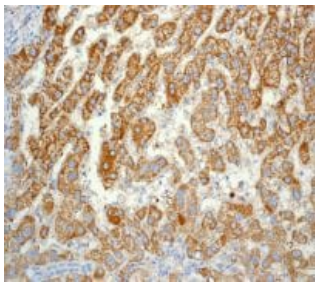
Predicted band size: 47 kDa



Immunohistochemistry (Formalin/PFA-fixed paraffin-embedded sections) - Anti-ACADM/MCAD antibody [EPR3707] (ab108192)

Immunohistochemical analysis of ACADM/MCAD in paraffin embedded Human kidney tissue, using ab108192 at a 1/250 dilution.

Perform heat mediated antigen retrieval before commencing with IHC staining protocol.



Immunohistochemistry (Formalin/PFA-fixed paraffin-embedded sections) - Anti-ACADM/MCAD antibody [EPR3707] (ab108192)

Immunohistochemical analysis of ACADM/MCAD in paraffin embedded Human liver tissue, using ab108192 at a 1/250 dilution.

Perform heat mediated antigen retrieval before commencing with IHC staining protocol.

Why choose a recombinant antibody?



Research with confidence
Consistent and reproducible results



Long-term and scalable supply
Recombinant technology



Success from the first experiment
Confirmed specificity



Ethical standards compliant
Animal-free production

Anti-ACADM/MCAD antibody [EPR3707] (ab108192)

Please note: All products are "FOR RESEARCH USE ONLY. NOT FOR USE IN DIAGNOSTIC PROCEDURES"

Our Abpromise to you: Quality guaranteed and expert technical support

- Replacement or refund for products not performing as stated on the datasheet
- Valid for 12 months from date of delivery

- Response to your inquiry within 24 hours
- We provide support in Chinese, English, French, German, Japanese and Spanish
- Extensive multi-media technical resources to help you
- We investigate all quality concerns to ensure our products perform to the highest standards

If the product does not perform as described on this datasheet, we will offer a refund or replacement. For full details of the Abpromise, please visit <https://www.abcam.co.jp/abpromise> or contact our technical team.

Terms and conditions

- Guarantee only valid for products bought direct from Abcam or one of our authorized distributors