


Anti-ABCB8 antibody ab104498

画像検索

医薬用外毒物

製品の概要

製品名	Anti-ABCB8 antibody
製品の詳細	Rabbit polyclonal to ABCB8
由来種	Rabbit
アプリケーション	適用あり: WB, IHC-P
種交差性	交差種: Human 交差が予測される動物種: Mouse, Rat 
免疫原	Recombinant fragment, corresponding to amino acids 450-687 of Human ABCB8 (BC141814).
ポジティブ・コントロール	HepG2, Jurkat cell lysate; Human fetal heart lysate; Human fetal testis tissue.
特記事項	<p>The Life Science industry has been in the grips of a reproducibility crisis for a number of years. Abcam is leading the way in addressing this with our range of recombinant monoclonal antibodies and knockout edited cell lines for gold-standard validation. Please check that this product meets your needs before purchasing.</p> <p>If you have any questions, special requirements or concerns, please send us an inquiry and/or contact our Support team ahead of purchase. Recommended alternatives for this product can be found below, along with publications, customer reviews and Q&As</p>

製品の特性

製品の状態	Lyophilized:add 200ul sterile distilled water
保存方法	Shipped at 4°C. Upon delivery aliquot and store at -20°C. Avoid repeated freeze / thaw cycles.
バッファー	pH: 7.20 Preservative: 0.02% Sodium azide
精製度	Protein A purified
ポリ/モノ	ポリクローナル
アイソタイプ	IgG

アプリケーション

The Abpromise guarantee

Abpromise保証は、次のテスト済みアプリケーションにおけるab104498の使用に適用されます

アプリケーションノートには、推奨の開始希釈率がありますが、適切な希釈率につきましてはご検討ください。

アプリケーション	Abreviews	特記事項
WB		1/500 - 1/1000. Predicted molecular weight: 80 kDa.
IHC-P		1/100 - 1/500.

ターゲット情報

組織特異性

Ubiquitous.

配列類似性

Belongs to the ABC transporter superfamily. ABCB family. Multidrug resistance exporter (TC 3.A.1.201) subfamily.

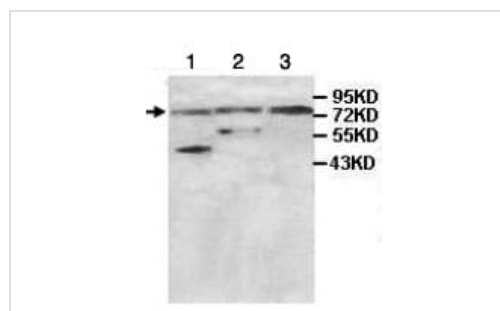
Contains 1 ABC transmembrane type-1 domain.

Contains 1 ABC transporter domain.

細胞内局在

Mitochondrion inner membrane.

画像



Western blot - Anti-ABCB8 antibody (ab104498)

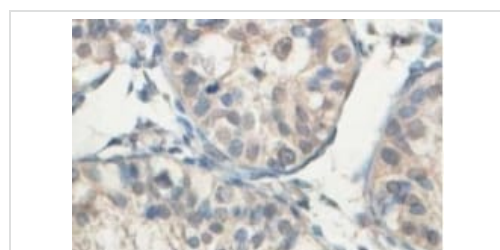
All lanes : Anti-ABCB8 antibody (ab104498) at 1/500 dilution

Lane 1 : Human fetal heart lysate

Lane 2 : HepG2 cell lysate

Lane 3 : Jurkat cell lysate

Predicted band size: 80 kDa



Immunohistochemistry (Formalin/PFA-fixed paraffin-embedded sections) - Anti-ABCB8 antibody (ab104498)

1/100 ab104498 staining ABCB8 in formalin-fixed, paraffin-embedded Human testis tissue.

Please note: All products are "FOR RESEARCH USE ONLY. NOT FOR USE IN DIAGNOSTIC PROCEDURES"

Our Abpromise to you: Quality guaranteed and expert technical support

- Replacement or refund for products not performing as stated on the datasheet
- Valid for 12 months from date of delivery
- Response to your inquiry within 24 hours

- We provide support in Chinese, English, French, German, Japanese and Spanish
- Extensive multi-media technical resources to help you
- We investigate all quality concerns to ensure our products perform to the highest standards

If the product does not perform as described on this datasheet, we will offer a refund or replacement. For full details of the Abpromise, please visit <https://www.abcam.co.jp/abpromise> or contact our technical team.

Terms and conditions

- Guarantee only valid for products bought direct from Abcam or one of our authorized distributors