


Anti-15-LOX-2 antibody ab113488

面格粉

医薬用外毒物

製品の概要

製品名	Anti-15-LOX-2 antibody
製品の詳細	Rabbit polyclonal to 15-LOX-2
由来種	Rabbit
アプリケーション	適用あり: WB, IHC-P
種交差性	交差種: Human 交差が予測される動物種: Mouse, Rat 
免疫原	Recombinant fragment corresponding to Human 15-LOX-2 aa 21-262. (BC035217)
ポジティブ・コントロール	1B8 cell lysate; Human fetal lung tissue.
特記事項	<p>The Life Science industry has been in the grips of a reproducibility crisis for a number of years. Abcam is leading the way in addressing this with our range of recombinant monoclonal antibodies and knockout edited cell lines for gold-standard validation. Please check that this product meets your needs before purchasing.</p> <p>If you have any questions, special requirements or concerns, please send us an inquiry and/or contact our Support team ahead of purchase. Recommended alternatives for this product can be found below, along with publications, customer reviews and Q&As</p>

製品の特性

製品の状態	Lyophilized:Reconstitute with 200ul distilled sterile water. Please note that if you receive this product in liquid form it has already been reconstituted as described and no further reconstitution is necessary.
保存方法	Shipped at 4°C. Upon delivery aliquot and store at -20°C. Avoid repeated freeze / thaw cycles.
バッファー	pH: 7.20 Preservative: 0.02% Sodium azide Constituent: 1% BSA
精製度	Immunogen affinity purified
特記事項(精製)	ab113488 is purified by a protein affinity column.
ポリ/モノ	ポリクローナル
アイソタイプ	IgG

アプリケーション

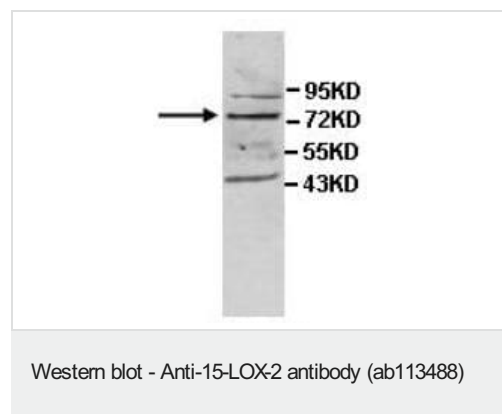
The Abpromise guarantee Abpromise保証は、次のテスト済みアプリケーションにおけるab113488の使用に適用されます
アプリケーションノートには、推奨の開始希釈率がありますが、適切な希釈率につきましてはご確認ください。

アプリケーション	Abreviews	特記事項
WB		1/500 - 1/1000. Predicted molecular weight: 76 kDa.
IHC-P		1/100 - 1/500.

ターゲット情報

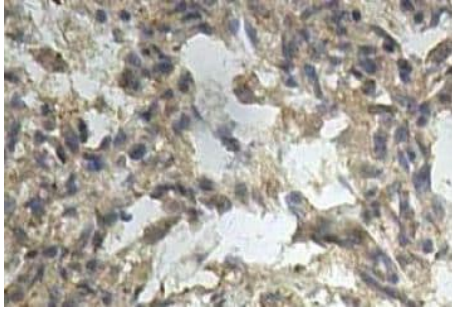
機能	Converts arachidonic acid exclusively to 15S-hydroperoxyeicosatetraenoic acid, while linoleic acid is less well metabolized.
組織特異性	Expressed in hair, prostate, lung and cornea.
パスウェイ	Lipid metabolism; leukotriene D4 biosynthesis.
配列類似性	Belongs to the lipoxygenase family. Contains 1 lipoxygenase domain. Contains 1 PLAT domain.
細胞内局在	Cytoplasm.

画像



Anti-15-LOX-2 antibody (ab113488) at 1/500 dilution + IB8 cell lysate

Predicted band size: 76 kDa



ab113488 at 1/100 dilution staining 15-LOX-2 in Formalin-fixed, Paraffin-embedded Human fetal lung tissue by Immunohistochemistry.

Immunohistochemistry (Formalin/PFA-fixed paraffin-embedded sections) - Anti-15-LOX-2 antibody (ab113488)

Please note: All products are "FOR RESEARCH USE ONLY. NOT FOR USE IN DIAGNOSTIC PROCEDURES"

Our Abpromise to you: Quality guaranteed and expert technical support

- Replacement or refund for products not performing as stated on the datasheet
- Valid for 12 months from date of delivery
- Response to your inquiry within 24 hours
- We provide support in Chinese, English, French, German, Japanese and Spanish
- Extensive multi-media technical resources to help you
- We investigate all quality concerns to ensure our products perform to the highest standards

If the product does not perform as described on this datasheet, we will offer a refund or replacement. For full details of the Abpromise, please visit <https://www.abcam.co.jp/abpromise> or contact our technical team.

Terms and conditions

- Guarantee only valid for products bought direct from Abcam or one of our authorized distributors