

Mouse TNF alpha ELISA Kit ab100747

★★★★★ 1 Abreviews 76 References 画像数 3

製品の概要

製品名	Mouse TNF alpha ELISA Kit
検出方法	Colorimetric
サンプルの種類	Cell culture supernatant, Plasma, serum free media
アッセイタイプ	Sandwich (quantitative)
検出感度	< 60 pg/ml
検出範囲	93.75 pg/ml - 6000 pg/ml
添加回収試験	93 %

特定サンプルでの回収試験

サンプルの種類	平均 %	測定範囲
Cell culture supernatant	92.46	84% - 104%
Plasma	93.82	83% - 102%

ステップ	Multiple steps standard assay
種交差性	交差種: Mouse
製品の概要	

Abcam’s TNF alpha Mouse ELISA (Enzyme-Linked Immunosorbent Assay) kit is an *in vitro* enzyme-linked immunosorbent assay for the quantitative measurement of Mouse TNF alpha in plasma and cell culture supernatants.

This assay employs an antibody specific for Mouse TNF alpha coated on a 96-well plate. Standards and samples are pipetted into the wells and TNF alpha present in a sample is bound to the wells by the immobilized antibody. The wells are washed and biotinylated anti-Mouse TNF alpha antibody is added. After washing away unbound biotinylated antibody, HRP-conjugated streptavidin is pipetted to the wells. The wells are again washed, a TMB substrate solution is added to the wells and color develops in proportion to the amount of TNF alpha bound. The Stop Solution changes the color from blue to yellow, and the intensity of the color is measured at 450 nm.

Mouse TNFa levels are extremely low, and as such we expect “normal” levels to be undetectable when using our kit on plasma samples.

We have not been able to detect endogenous Mouse TNF alpha in normal serum with ab100747, only in serum spiked with Mouse TNF alpha.

試験プラットフォーム

Microplate

製品の特性

保存方法

Store at -20°C. Please refer to protocols.

内容	1 x 96 tests
20X Wash Buffer	1 x 25ml
300X HRP-Streptavidin Concentrate	1 x 200µl
5X Assay Diluent B	1 x 15ml
Assay Diluent A	1 x 30ml
Biotinylated anti-Mouse TNF alpha	2 vials
Recombinant Mouse TNF alpha Standard (lyophilized)	2 vials
Stop Solution	1 x 8ml
TMB One-Step Substrate Reagent	1 x 12ml
TNF alpha Microplate (12 x 8 wells)	1 unit

機能

Cytokine that binds to TNFRSF1A/TNFR1 and TNFRSF1B/TNFR. It is mainly secreted by macrophages and can induce cell death of certain tumor cell lines. It is potent pyrogen causing fever by direct action or by stimulation of interleukin-1 secretion and is implicated in the induction of cachexia. Under certain conditions it can stimulate cell proliferation and induce cell differentiation.

関連疾患

Genetic variations in TNF are a cause of susceptibility psoriatic arthritis (PSORAS) [MM:607507]. PSORAS is an inflammatory, seronegative arthritis associated with psoriasis. It is a heterogeneous disorder ranging from a mild, non-destructive disease to a severe, progressive, erosive arthropathy. Five types of psoriatic arthritis have been defined: asymmetrical oligoarthritis characterized by primary involvement of the small joints of the fingers or toes; asymmetrical arthritis which involves the joints of the extremities; symmetrical polyarthritis characterized by a rheumatoidlike pattern that can involve hands, wrists, ankles, and feet; arthritis mutilans, which is a rare but deforming and destructive condition; arthritis of the sacroiliac joints and spine (psoriatic spondylitis).

配列類似性

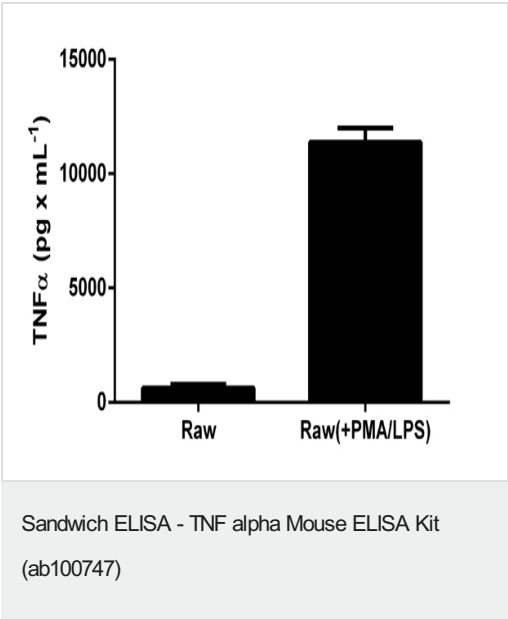
Belongs to the tumor necrosis factor family.

翻訳後修飾

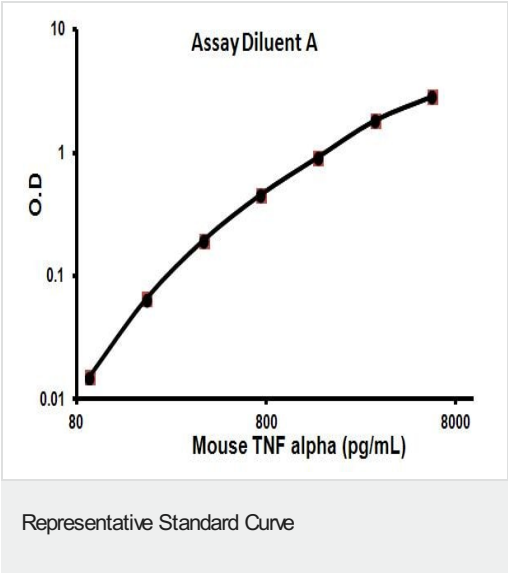
The soluble form derives from the membrane form by proteolytic processing.
The membrane form, but not the soluble form, is phosphorylated on serine residues.
Dephosphorylation of the membrane form occurs by binding to soluble TNFRSF1A/TNFR1.
O-glycosylated; glycans contain galactose, N-acetylgalactosamine and N-acetylneuraminic acid.

細胞内局在

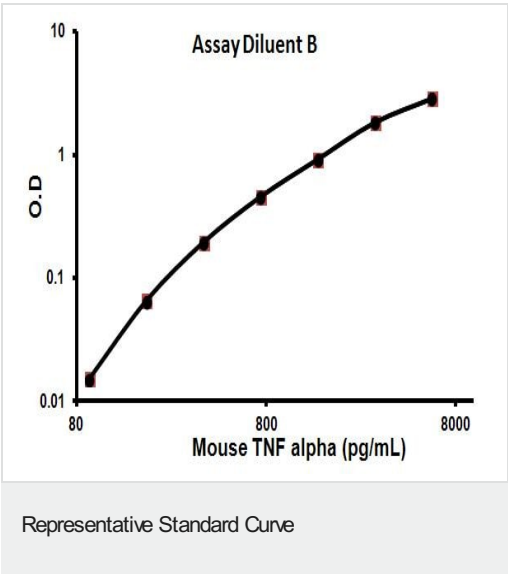
Secreted and Cell membrane.



TNF- α was measured in cell culture medium from Raw control cells, or cells stimulated with PMA (10 ng x mL⁻¹; 24 h) and LPS (1 μ g x mL⁻¹; 6 h). Results are shown with background signal subtracted (duplicates +/- SD).



Representative Standard Curve using ab100747



Representative Standard Curve using ab100747

Please note: All products are "FOR RESEARCH USE ONLY. NOT FOR USE IN DIAGNOSTIC PROCEDURES"

Our Abpromise to you: Quality guaranteed and expert technical support

- Replacement or refund for products not performing as stated on the datasheet
- Valid for 12 months from date of delivery
- Response to your inquiry within 24 hours

- We provide support in Chinese, English, French, German, Japanese and Spanish
- Extensive multi-media technical resources to help you
- We investigate all quality concerns to ensure our products perform to the highest standards

If the product does not perform as described on this datasheet, we will offer a refund or replacement. For full details of the Abpromise, please visit <https://www.abcam.co.jp/abpromise> or contact our technical team.

Terms and conditions

- Guarantee only valid for products bought direct from Abcam or one of our authorized distributors