

### Mouse PF4 ELISA Kit (CXCL4) ab100735

★★★★☆ [1 Abreviews](#) [2 References](#) [画像数 4](#)

#### 製品の概要

製品名	Mouse PF4 ELISA Kit (CXCL4)
検出方法	Colorimetric
サンプルの種類	Cell culture supernatant, Serum, Plasma
アッセイタイプ	Sandwich (quantitative)
検出感度	< 6 pg/ml
検出範囲	4.12 pg/ml - 3000 pg/ml
添加回収試験	100 %

特定サンプルでの回収試験

サンプルの種類	平均 %	測定範囲
Cell culture supernatant	73.99	67% - 83%
Serum	118.2	104% - 127%
Plasma	109.3	92% - 129%

**ステップ** Multiple steps standard assay

**種交差性** 交差種: Mouse

**製品の概要** Abcam's PF4 Mouse ELISA (Enzyme-Linked Immunosorbent Assay) kit is an *in vitro* enzyme-linked immunosorbent assay for the quantitative measurement of mouse PF4 in serum, plasma and cell culture supernatants.

This assay employs an antibody specific for mouse PF4 coated on a 96-well plate. Standards and samples are pipetted into the wells and PF4 present in a sample is bound to the wells by the immobilized antibody. The wells are washed and biotinylated anti-mouse PF4 antibody is added. After washing away unbound biotinylated antibody, HRP-conjugated streptavidin is pipetted to the wells. The wells are again washed, a TMB substrate solution is added to the wells and color develops in proportion to the amount of PF4 bound. The Stop Solution changes the color from blue to yellow, and the intensity of the color is measured at 450 nm.

**試験プラットフォーム** Microplate

#### 製品の特長

**保存方法**

Store at -20°C. Please refer to protocols.

内容	1 x 96 tests
20X Wash Buffer	1 x 25ml
5X Assay Diluent B	1 x 15ml
500X HRP-Streptavidin Concentrate	1 x 200µl
Assay Diluent A	1 x 30ml
Biotinylated anti-mouse PF4	2 vials
PF4 Microplate (12 x 8 wells)	1 unit
Recombinant Mouse PF4 Standard (lyophilized)	2 vials
Stop Solution	1 x 8ml
TMB One-Step Substrate Reagent	1 x 12ml

**機能**

Released during platelet aggregation. Neutralizes the anticoagulant effect of heparin because it binds more strongly to heparin than to the chondroitin-4-sulfate chains of the carrier molecule. Chemotactic for neutrophils and monocytes. Inhibits endothelial cell proliferation, the short form is a more potent inhibitor than the longer form.

**配列類似性**

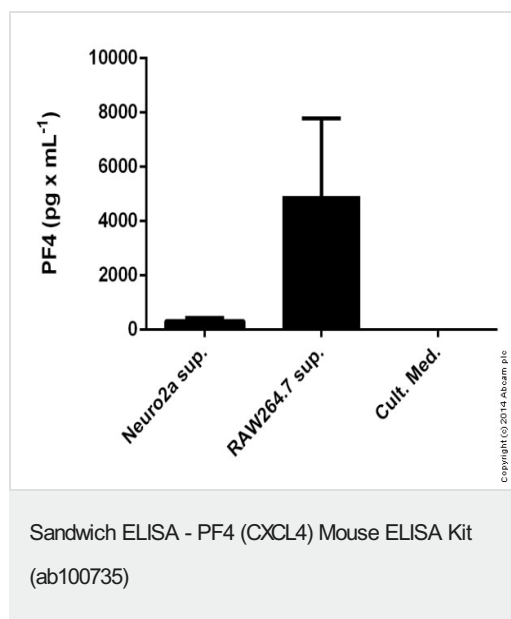
Belongs to the intercrine alpha (chemokine Cx) family.

**翻訳後修飾**

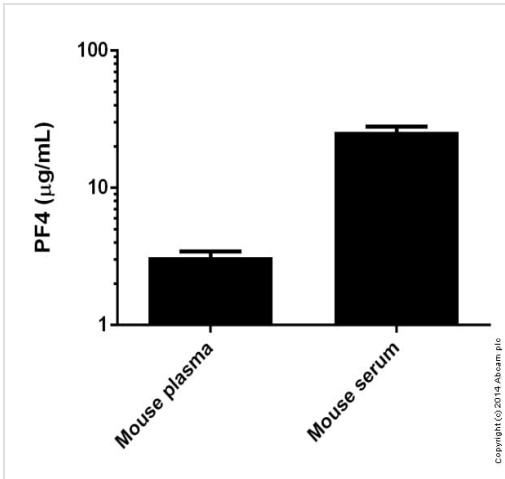
Binds non-covalently to a proteoglycan molecule.

**細胞内局在**

Secreted.

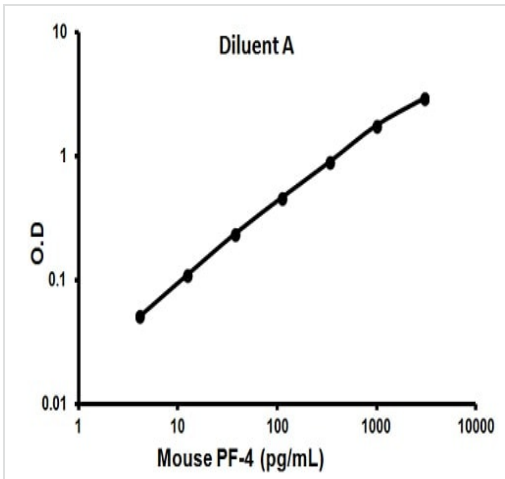
**画像**

PF4 measured in cell supernatanses showing quantity (pg) per mL tested sample



PF4 measured in biofluids showing quantity (microgram) per mL of tested sample

Sandwich ELISA - PF4 (CXCL4) Mouse ELISA Kit (ab100735)



Representative standard curve using ab100735

Typical standard curve



Representative standard curve using ab100735

Typical standard curve

## **Our Abpromise to you: Quality guaranteed and expert technical support**

---

- Replacement or refund for products not performing as stated on the datasheet
- Valid for 12 months from date of delivery
- Response to your inquiry within 24 hours
  
- We provide support in Chinese, English, French, German, Japanese and Spanish
- Extensive multi-media technical resources to help you
- We investigate all quality concerns to ensure our products perform to the highest standards

If the product does not perform as described on this datasheet, we will offer a refund or replacement. For full details of the Abpromise, please visit <https://www.abcam.co.jp/abpromise> or contact our technical team.

## **Terms and conditions**

---

- Guarantee only valid for products bought direct from Abcam or one of our authorized distributors