

Mouse IL-1ra ELISA Kit ab113348

1 References 画像数 6

製品の概要


製品名	Mouse IL-1ra ELISA Kit
検出方法	Colorimetric
サンプルの種類	Cell culture supernatant, Serum, Plasma
アッセイタイプ	Sandwich (quantitative)
検出感度	< 2 pg/ml
検出範囲	2.74 pg/ml - 2000 pg/ml
添加回収試験	90 %

特定サンプルでの回収試験

サンプルの種類	平均 %	測定範囲
Cell culture supernatant	102	94% - 103%
Serum	75.89	67% - 84%
Plasma	93.69	71% - 111%

ステップ Multiple steps standard assay

種交差性 交差種: Mouse

交差が予測される動物種: Rat, Human 

製品の概要 Abcam's IL-1ra Mouse ELISA (Enzyme-Linked Immunosorbent Assay) kit is an *in vitro* enzyme-linked immunosorbent assay for the quantitative measurement of IL-1ra in serum, plasma (collect plasma using EDTA and heparin as an anticoagulant. Citrate is not recommended for this assay) and cell culture supernates.

This assay employs an antibody specific for mouse IL-1ra coated on a 96-well plate. Standards and samples are pipetted into the wells and IL-1ra present in a sample is bound to the wells by the immobilized antibody. The wells are washed and biotinylated anti-mouse IL-1ra antibody is added. After washing away unbound biotinylated antibody, HRP-conjugated streptavidin is pipetted to the wells. The wells are again washed, a TMB substrate solution is added to the wells and color develops in proportion to the amount of IL-1ra bound. The Stop Solution changes the color from blue to yellow, and the intensity of the color is measured at 450 nm.

試験プラットフォーム Microplate

製品の特性

保存方法

Store at -20°C. Please refer to protocols.

内容	1 x 96 tests
20X Wash Buffer	1 x 25ml
300X HRP-Streptavidin Concentrate	1 x 200µl
5X Assay Diluent B	1 x 15ml
5X Assay Diluent D	1 x 15ml
Biotinylated anti-Mouse IL-1ra	2 vials
IL-1ra Microplate (12 x 8 wells)	1 unit
Recombinant Mouse IL-1ra Standard (lyophilized)	2 vials
Stop Solution	1 x 8ml
TMB One-Step Substrate Reagent	1 x 12ml

機能

Inhibits the activity of interleukin-1 by binding to receptor IL1R1 and preventing its association with the coreceptor IL1RAP for signaling. Has no interleukin-1 like activity. Binds functional interleukin-1 receptor IL1R1 with greater affinity than decoy receptor IL1R2; however, the physiological relevance of the latter association is unsure.

組織特異性

The intracellular form of IL1RN is predominantly expressed in epithelial cells.

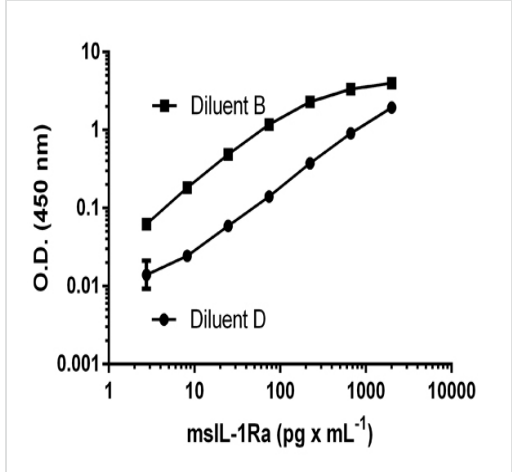
関連疾患

Microvascular complications of diabetes 4
Interleukin 1 receptor antagonist deficiency

細胞内局在

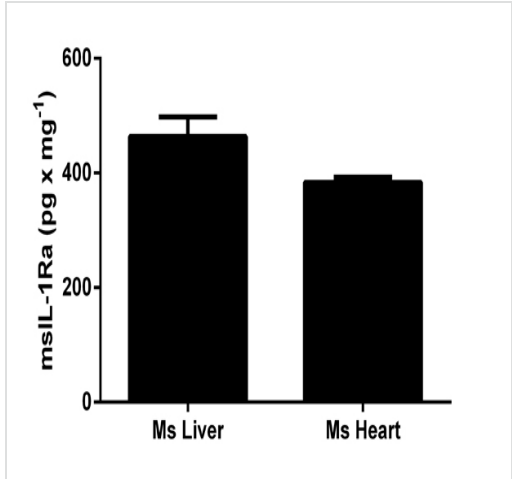
Cytoplasm and Secreted.

画像



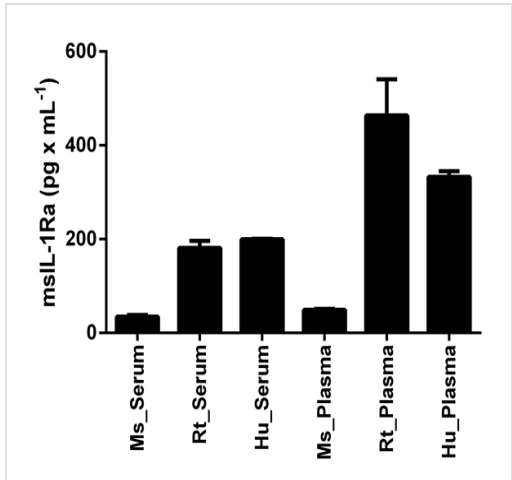
Standard curve of mSL-1Ra in different diluents with background signal subtracted (duplicates; +/- SD).

Sandwich ELISA - IL-1ra Mouse ELISA Kit
(ab113348)



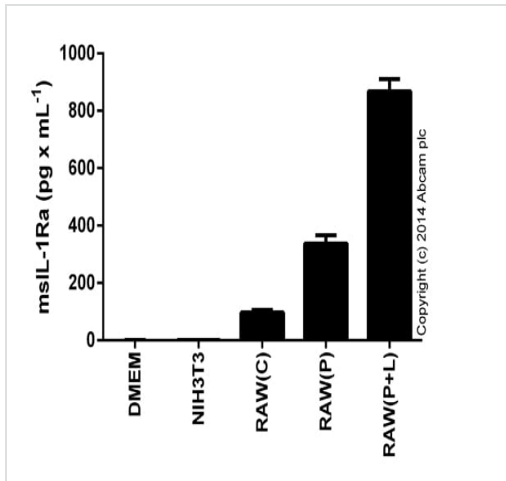
IL-1Ra measured in mouse tissue lysates (expressed as per mg of extracted protein), with background signal subtracted (duplicates; +/- SD).

Sandwich ELISA - IL-1ra Mouse ELISA Kit
(ab113348)



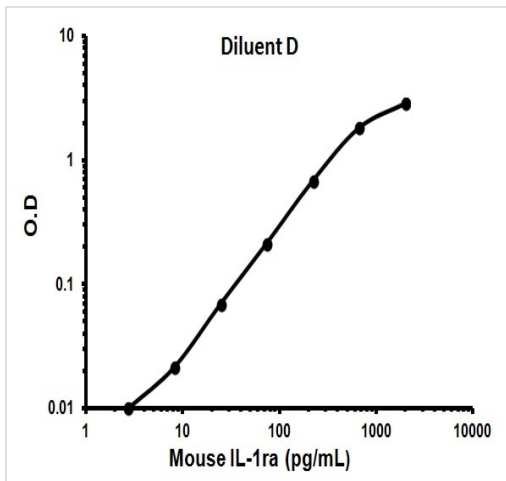
mSL-1Ra measured in biological fluids, background signal subtracted (duplicates +/- SD).

Sandwich ELISA - IL-1ra Mouse ELISA Kit
(ab113348)



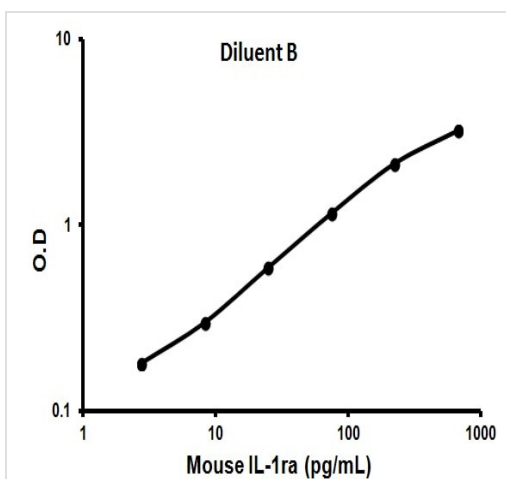
Sandwich ELISA - IL-1ra Mouse ELISA Kit
(ab113348)

IL-1Ra detected in supernatants from RAW 246.7 control cells (C) or cells stimulated for 24 hours with 50 ng x mL⁻¹ of PMA (**ab120297**) (P), or 24 hours with PMA and 1 ug x mL⁻¹ of LPS (Sigma) (P+L) for the last 6 hours. Results shown after background signal was subtracted (duplicates +/- SD).



Typical Standard Curve

Representative Standard Curve using ab113348



Typical Standard Curve

Representative Standard Curve using ab113348

Our Abpromise to you: Quality guaranteed and expert technical support

- Replacement or refund for products not performing as stated on the datasheet
- Valid for 12 months from date of delivery
- Response to your inquiry within 24 hours
- We provide support in Chinese, English, French, German, Japanese and Spanish
- Extensive multi-media technical resources to help you
- We investigate all quality concerns to ensure our products perform to the highest standards

If the product does not perform as described on this datasheet, we will offer a refund or replacement. For full details of the Abpromise, please visit <https://www.abcam.co.jp/abpromise> or contact our technical team.

Terms and conditions

- Guarantee only valid for products bought direct from Abcam or one of our authorized distributors