

Human IL-29 ELISA Kit ab100568

画像数 3

製品の概要

製品名	Human IL-29 ELISA Kit
検出方法	Colorimetric
サンプルの種類	Cell culture supernatant, Serum, Plasma
アッセイタイプ	Sandwich (quantitative)
検出感度	< 20 pg/ml
検出範囲	13.72 pg/ml - 10000 pg/ml
添加回収試験	100 %

特定サンプルでの回収試験

サンプルの種類	平均 %	測定範囲
Cell culture supernatant	124	104% - 143%
Serum	97.78	87% - 105%
Plasma	112.7	95% - 145%

ステップ Multiple steps standard assay

種交差性 交差種: Human

製品の概要 Abcam's IL-29 Human ELISA (Enzyme-Linked Immunosorbent Assay) kit is an *in vitro* enzyme-linked immunosorbent assay for the quantitative measurement of Human IL-29 in serum, plasma, and cell culture supernatants.

This assay employs an antibody specific for Human IL-29 coated on a 96-well plate. Standards and samples are pipetted into the wells and IL-29 present in a sample is bound to the wells by the immobilized antibody. The wells are washed and biotinylated anti-Human IL-29 antibody is added. After washing away unbound biotinylated antibody, HRP-conjugated streptavidin is pipetted to the wells. The wells are again washed, a TMB substrate solution is added to the wells and color develops in proportion to the amount of IL-29 bound. The Stop Solution changes the color from blue to yellow, and the intensity of the color is measured at 450 nm.

特記事項 Optimization may be required with urine samples.

試験プラットフォーム Microplate

製品の特性

保存方法Store at -20°C. Please refer to protocols.

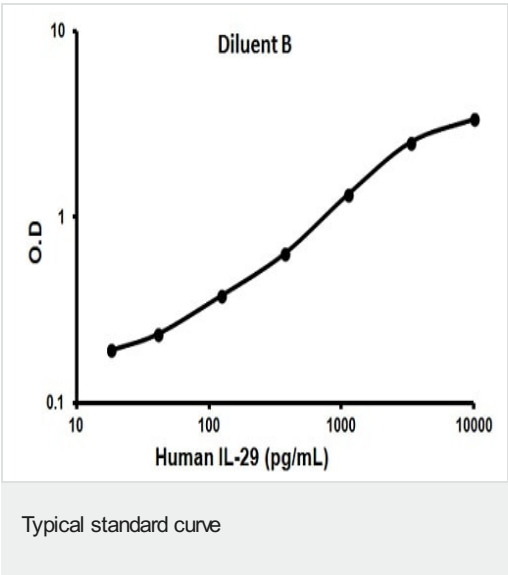
内容	1 x 96 tests
200X HRP-Streptavidin Concentrate	1 x 200μl
20X Wash Buffer	1 x 25ml
5X Assay Diluent B	1 x 15ml
Assay Diluent C	1 x 30ml
Biotinylated anti-Human IL-29	2 vials
IL-29 Microplate (12 x 8 wells)	1 unit
Recombinant Human IL-29 Standard (lyophilized)	2 vials
Stop Solution	1 x 8ml
TMB One-Step Substrate Reagent	1 x 12ml

機能Cytokine with immunomodulatory activity. May play a role in antiviral immunity. Up-regulates MHC class I antigen expression. Ligand for the heterodimeric class II cytokine receptor composed of IL10RB and IL28RA. The ligand/receptor complex seems to signal through the Jak-STAT pathway.

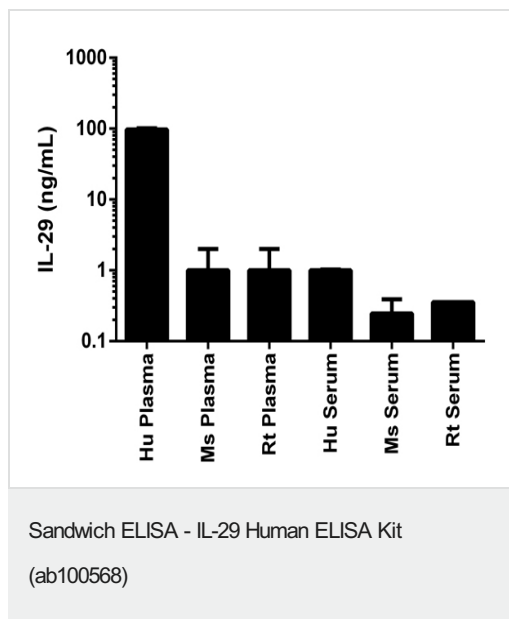
配列類似性Belongs to the IL-28/IL-29 family.

細胞内局在Secreted.

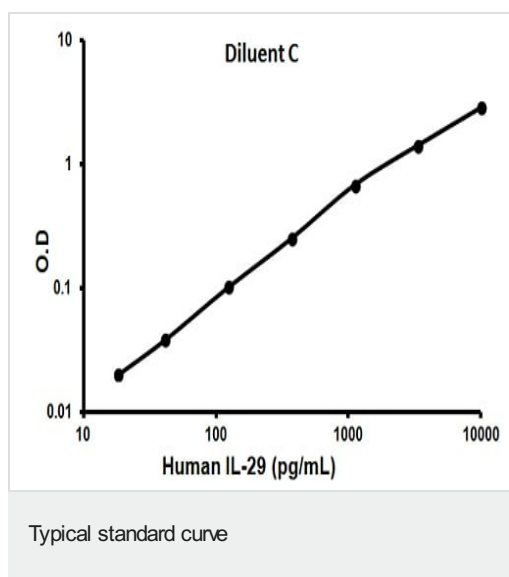
画像



Representative standard curve using ab100568



IL-29 measured in biological fluids, background signal subtracted
(duplicates \pm SD).



Representative standard curve using ab100568

Please note: All products are "FOR RESEARCH USE ONLY. NOT FOR USE IN DIAGNOSTIC PROCEDURES"

Our Abpromise to you: Quality guaranteed and expert technical support

- Replacement or refund for products not performing as stated on the datasheet
- Valid for 12 months from date of delivery
- Response to your inquiry within 24 hours
- We provide support in Chinese, English, French, German, Japanese and Spanish
- Extensive multi-media technical resources to help you
- We investigate all quality concerns to ensure our products perform to the highest standards

If the product does not perform as described on this datasheet, we will offer a refund or replacement. For full details of the Abpromise, please visit <https://www.abcam.co.jp/abpromise> or contact our technical team.

Terms and conditions

- Guarantee only valid for products bought direct from Abcam or one of our authorized distributors