

AEC Substrate Kit ab64252

16 References **画像数 3**

製品の概要

製品名	AEC Substrate Kit
アプリケーション	適用あり: IHC-P
特記事項	AEC substrate kit for use in IHC using HRP / peroxidase detection. Ready to use formulation. Previously called AEC Substrate System (Ready to Use).

IHC protocol suitable for use with AEC Substrate Kit ab64252:

1. Deparaffinize and rehydrate formalin-fixed paraffin-embedded tissue section.
2. Use appropriate **antigen retrieval buffer or enzyme** (primary antibody dependent) to treat sections. Wash 3 times in buffer.
3. Add enough **hydrogen peroxide blocking solution** to cover the sections. Incubate for 10 minutes. Wash 2 times in buffer. If necessary, use **avidin biotin blocking**.
4. Apply **protein block** (or **normal serum** from same species as secondary antibody) and incubate for 5 minutes at room temperature to block nonspecific background staining. Wash once in buffer.
5. Apply primary antibody in **antibody diluent** and incubate.
6. Wash 4 times in buffer. Incubate slide with **biotinylated secondary antibody** (or **HRP polymer secondary antibody** and skip step 7). Wash 4 times in buffer.
7. Apply **streptavidin-HRP** and incubate for 10 minutes at room temperature.
8. Rinse 4 times in buffer. **Place slide in DAB substrate or AEC Substrate ab64252 and incubate until desired color is achieved (1-10 mins, recommended 10 mins for AEC).** Rinse 4 times in buffer.
9. Add enough drops of **hematoxylin** to cover the section. Incubate for 1 minute.
10. Rinse 7-8 times in tap water. Add **mounting medium** to cover the section.

Find complete IHC kits, and reagents for antigen retrieval, blocking, signal amplification, visualization, counterstaining, and mounting in the **IHC kits and reagents guide**.

製品の特性

製品の状態	Liquid
-------	--------

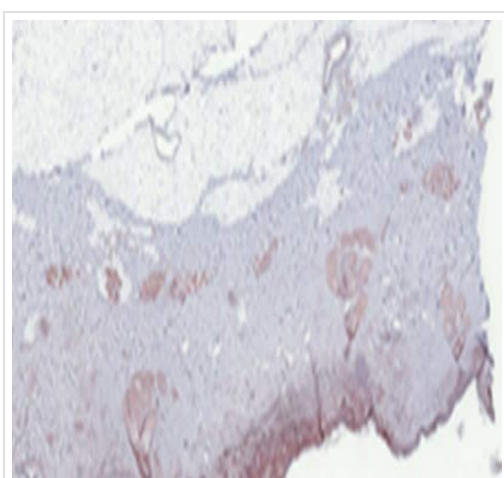
保存方法	Store at +4°C.
バッファー	pH: 4.7 Constituents: 0.03% Hydrogen peroxide, 0.1% 3-amino-9-ethyl carbazole, 3% Dimethyl formamide stabilizers
関連性	AEC (3-Amino-9-Ethylcarbazole) is a widely used chromogen for immunohistochemical staining. AEC produces a red end product that is soluble in alcohol and must be used with an aqueous counterstain and mounting media. AEC produces a clean, very intense stain that is free of unwanted background.

アプリケーション

The Abpromise guarantee **Abpromise保証は、** 次のテスト済みアプリケーションにおけるab64252の使用に適用されます
アプリケーションノートには、推奨の開始希釈率がありますが、適切な希釈率につきましてはご検討ください。

アプリケーション	Abreviews	特記事項
IHC-P		Use at an assay dependent dilution.

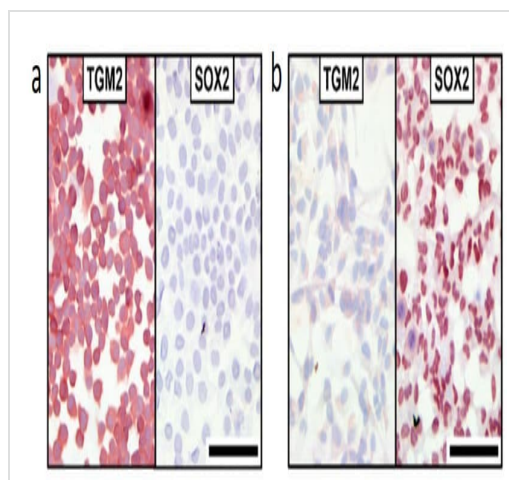
画像



Immunostaining using anti-hMMP-9 murine monoclonal antibody. Slides of superficial spread melanoma tumors were incubated with the hMMP-9 antibody (**ab58803**, 1:300). Alkaline phosphatase secondary antibody was stained with AEC (3-Amino-9-EthylCarbazole, ab 64252, Abcam, Cambridge) for 15 min and slides were counterstained with hematoxylin for examination.

Immunohistochemistry (Formalin/PFA-fixed paraffin-embedded sections) - AEC Substrate Kit (ab64252)

Image from Kryza et al. PLoS One; 11(2):e0149387.
doi: 10.1371/journal.pone.0149387. Reproduced under the Creative Commons license
<https://creativecommons.org/licenses/by/4.0/>

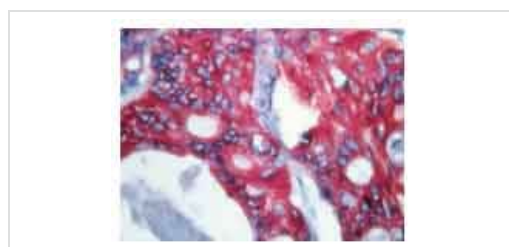


Immunohistochemistry (Frozen sections) - AEC

Substrate Kit (ab64252)

Image from Trus et al., Viruses; 12(5):579. doi: 10.3390/v12050579. Reproduced under the Creative Commons license <https://creativecommons.org/licenses/by/4.0/>

Immunostaining for TGM2 and SOX2 staining in GSC 158 and GSC 157 cells.(a) Positive TGM2 and negative SOX2 staining in GSC 158 cells. (b) Negative TGM2 and positive SOX2 staining in GSC 157 cells. Cells were incubated with primary monoclonal Abs for 1 h at +37 °C (for SOX2, [ab6734](#), 1/200) following the Lab Vision Ready-To-Use AEC Substrate System (ab64252) according to the manufacturer's instructions.



Immunohistochemistry (Formalin/PFA-fixed paraffin-

embedded sections) - AEC Substrate System

(Ready to Use) (ab64252)

Human colon carcinoma stained with anti-Keratin 20 antibody using AEC Substrate System (Ready to Use) (ab64252).

Please note: All products are "FOR RESEARCH USE ONLY. NOT FOR USE IN DIAGNOSTIC PROCEDURES"

Our Abpromise to you: Quality guaranteed and expert technical support

- Replacement or refund for products not performing as stated on the datasheet
- Valid for 12 months from date of delivery
- Response to your inquiry within 24 hours
- We provide support in Chinese, English, French, German, Japanese and Spanish
- Extensive multi-media technical resources to help you
- We investigate all quality concerns to ensure our products perform to the highest standards

If the product does not perform as described on this datasheet, we will offer a refund or replacement. For full details of the Abpromise, please visit <https://www.abcam.co.jp/abpromise> or contact our technical team.

Terms and conditions

- Guarantee only valid for products bought direct from Abcam or one of our authorized distributors