

Antigen Retrieval Buffer (100X Tris-EDTA Buffer, pH 9.0) ab93684

★★★★★ [3 Abreviews](#) [22 References](#) [画像数 3](#)

製品の概要

製品名	Antigen Retrieval Buffer (100X Tris-EDTA Buffer, pH 9.0)
アプリケーション	適用あり: IHC-P
特記事項	<p>Antigen Retrieval Buffer (100X Tris-EDTA Buffer, pH 9.0) enables target retrieval in formalin-fixed, paraffin-embedded tissue sections in one step. It is optimal for use with primary antibodies that require Tris-EDTA buffer (pH 9.0) pretreatment.</p> <p>This product contains detergent for emulsification of the paraffin.</p> <p>1X Dilution: The 100X stock solution should be diluted 100-fold with distilled water before use.</p> <p>Protocol:</p> <p>Place paraffin-embedded slides in 1x Antigen Retrieval Buffer; cover with a vented plastic wrap, place in microwave and set high power to boil and then set low power to keep it boiling for 10 min. Let the sections cool in the microwave for at least 20min.</p> <p>Wash sections with hot tap water for 1 minute.</p> <p>Wash sections in buffer for 2x3 minutes.</p> <p>Continue with IHC protocol</p> <p>Other kits and reagents for IHC</p> <p>Other antigen retrieval buffers include: Citrate buffer pH 6.0 ab93678, EDTA buffer pH 8.0 ab93680, Tris buffer pH 10.0 ab93682, or see the full list of antigen retrieval buffers and enzymes.</p> <p>Find more kits and reagents for antigen retrieval, blocking, signal amplification, visualization, counterstaining, and mounting in the IHC kits and reagents guide.</p>

製品の特性

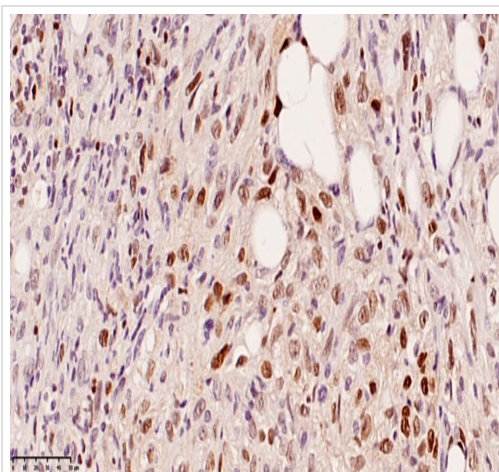
製品の状態	Liquid
保存方法	Store at room temperature.
バッファー	<p>pH: 8.7</p> <p>Constituents: 1.5% 2-butoxyethanol, 5% Sodium EDTA, 5% Tris</p> <p>Buffer 100x concentrated with detergent.</p>

アプリケーション

The Abpromise guarantee Abpromise保証は、次のテスト済みアプリケーションにおけるab93684の使用に適用されます
アプリケーションノートには、推奨の開始希釈率がありますが、適切な希釈率につきましてはご検討ください。

アプリケーション	Abreviews	特記事項
IHC-P		Use at an assay dependent dilution.

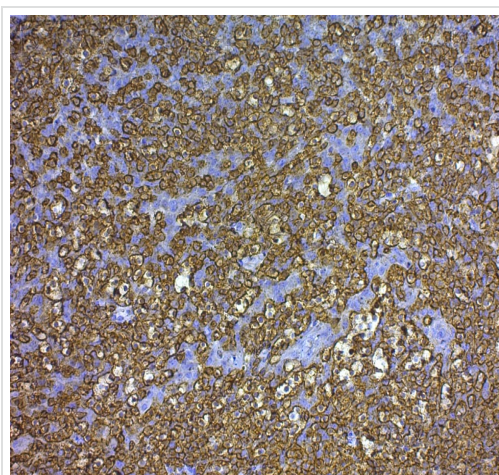
画像



Immunohistochemical for RUNX2 on murine omental metastasis
Antigen retrieval: Tris-EDTA, pH;9 (ab93684), Blocking: Normal Goat Serum, Primary: Rabbit monoclonal anti-Runx2 [EPR14334] ([ab192256](#)), dilution 1:1000, Secondary: HRP anti-rabbit

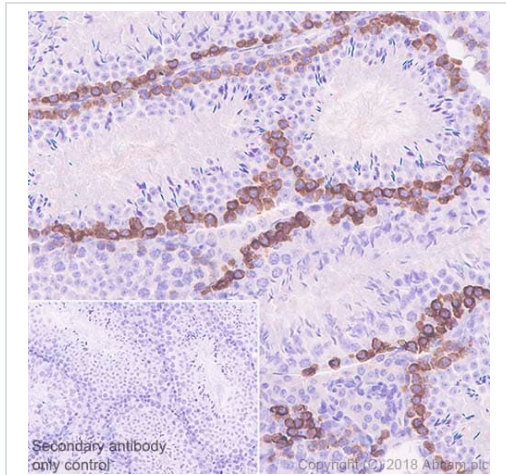
Immunohistochemistry (Formalin/PFA-fixed paraffin-embedded sections) - Antigen Retrieval Buffer (100X Tris-EDTA Buffer, pH 9.0) (ab93684)

Image from Maniati et al., Cell Rep.;30(2):525-540.e7; doi: 10.1016/j.celrep.2019.12.034. Reproduced under the Creative Commons license <https://creativecommons.org/licenses/by/4.0/>



ab93684 Antigen Retrieval Buffer 100X Tris-EDTA Buffer, pH 9

Immunohistochemistry (Formalin/PFA-fixed paraffin-embedded sections) - Antigen Retrieval Buffer (100X Tris-EDTA Buffer, pH 9.0) (ab93684)



Immunohistochemistry (Formalin/PFA-fixed paraffin-embedded sections) - Antigen Retrieval Buffer (100X Tris-EDTA Buffer, pH 9.0) (ab93684)

Immunohistochemical analysis of paraffin-embedded mouse testis tissue labeling LINE-1 ORF1p with **ab216324** at 1/500 dilution, followed by a ready to use Goat Anti-Rabbit IgG H&L (HRP). Cytoplasmic staining on spermatogonia of mouse testis (PMID: 24607009) is observed. Counterstained with hematoxylin. Secondary antibody only control: Used PBS instead of primary antibody, secondary antibody is a ready to use Goat Anti-Rabbit IgG H&L (HRP). Perform heat mediated antigen retrieval using ab93684 (Tris/EDTA buffer, pH 9.0).

Please note: All products are "FOR RESEARCH USE ONLY. NOT FOR USE IN DIAGNOSTIC PROCEDURES"

Our Abpromise to you: Quality guaranteed and expert technical support

- Replacement or refund for products not performing as stated on the datasheet
- Valid for 12 months from date of delivery
- Response to your inquiry within 24 hours
- We provide support in Chinese, English, French, German, Japanese and Spanish
- Extensive multi-media technical resources to help you
- We investigate all quality concerns to ensure our products perform to the highest standards

If the product does not perform as described on this datasheet, we will offer a refund or replacement. For full details of the Abpromise, please visit <https://www.abcam.co.jp/abpromise> or contact our technical team.

Terms and conditions

- Guarantee only valid for products bought direct from Abcam or one of our authorized distributors