

Uric Acid Assay Kit ab65344

25 References **画像数 4**

製品の概要

製品名	Uric Acid Assay Kit
検出方法	Colorimetric/Fluorometric
サンプルの種類	Cell culture supernatant, Urine, Serum, Plasma, Other biological fluids, Tissue Extracts
アッセイタイプ	Quantitative
全工程の試験時間	0h 40m
製品の概要	<p>Uric Acid Assay Kit (ab65344) provides a convenient means for detecting uric acid in biological samples such as serum and urine. Pretreatment of samples is not required.</p> <p>Uric acid level can be measured using fluorometric (at Ex/Em = 535/587 nm) or colorimetric (at λ = 570 nm) methods.</p> <p>Uric acid assay protocol summary:</p> <ul style="list-style-type: none"> - add reaction mix to samples and standards - incubate for 30 min - analyze on microplate reader
特記事項	<p>This product is manufactured by BioVision, an Abcam company and was previously called K608 Uric Acid Colorimetric/Fluorometric Assay Kit. K608-100 is the same size as the 100 test size of ab65344.</p> <p>Uric acid in serum is the end product of purine metabolism, and is cleared through the kidney by glomerular filtration. However, human often lacks the necessary enzyme called urate oxidase (Uricase), and therefore abnormal uric acid may be accumulated in blood. Recent evidences show the close association between serum urate level and cardiovascular morbidity and mortality, especially among persons at high cardiovascular risk, including those with hypertension, diabetes and congestion heart failure.</p>
試験プラットフォーム	Microplate reader

製品の特性

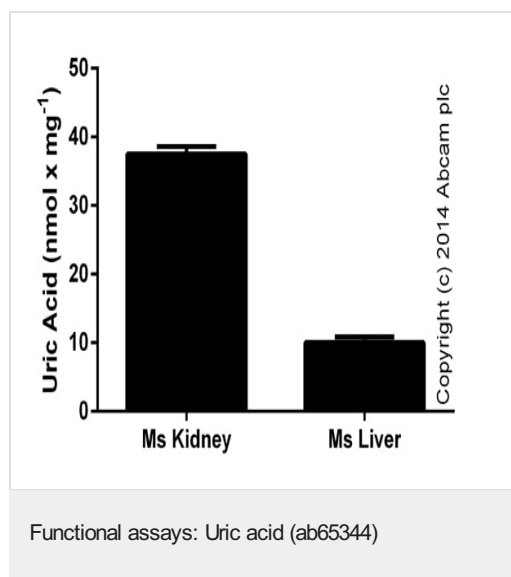
保存方法 Store at -20°C. Please refer to protocols.

内容	100 tests
Assay Buffer II	1 x 25ml
OxiRed Probe	1 x 0.2ml
Uric Acid Enzyme Mix	1 vial
Uric Acid Standard	1 x 1ml

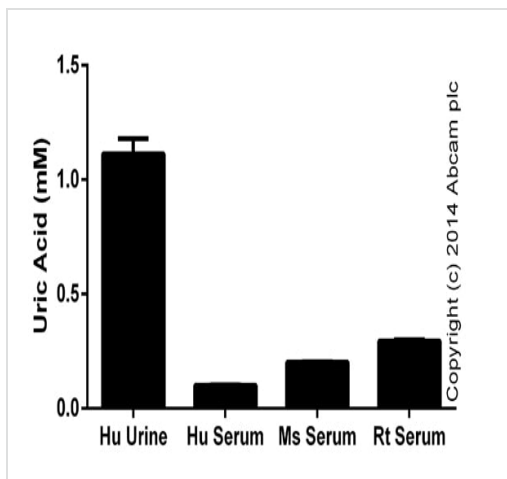
関連性

Uric acid is a heterocyclic purine derivate that is the final oxidation product of purine metabolism. It is produced by xantine oxidase, which oxidizes oxypurines such as xanthine into uric acid. In most mammals, except humans and higher primates, the enzyme uricase further oxidizes uric acid to allantoin. In humans, however, uric acid is the end product of purine metabolism, and is cleared through the kidney by glomerular filtration and excreted in urine. Humans procude only small quantities of uric acid and therefore abnormal uric acid may be accumulated in blood leading to a type of arthritis known as gout.

画像

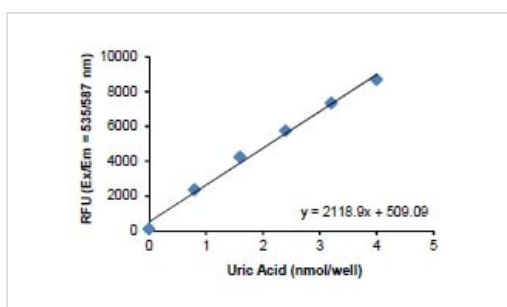


Uric acid measured in mouse tissue lysates, showing quantity (nmol) per mg of extracted protein (duplicates; +/- SD).



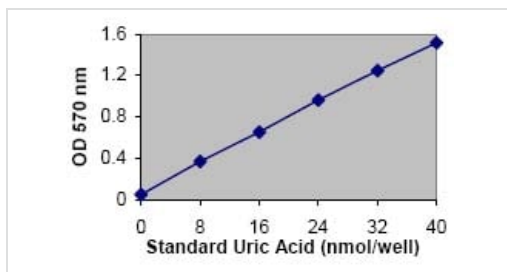
Uric acid measured in biological fluid (duplicates; +/- SD).

Functional assays: Uric acid (ab65344)



Uric acid fluorimetric standard curve.

Example of Fluorimetric Standard Curve



Uric acid colorimetric standard curve.

Functional Studies - Uric Acid Assay Kit (ab65344)

Please note: All products are "FOR RESEARCH USE ONLY. NOT FOR USE IN DIAGNOSTIC PROCEDURES"

Our Abpromise to you: Quality guaranteed and expert technical support

- Replacement or refund for products not performing as stated on the datasheet
- Valid for 12 months from date of delivery
- Response to your inquiry within 24 hours
- We provide support in Chinese, English, French, German, Japanese and Spanish
- Extensive multi-media technical resources to help you
- We investigate all quality concerns to ensure our products perform to the highest standards

If the product does not perform as described on this datasheet, we will offer a refund or replacement. For full details of the Abpromise, please visit <https://www.abcam.co.jp/abpromise> or contact our technical team.

Terms and conditions

- Guarantee only valid for products bought direct from Abcam or one of our authorized distributors