

Magnesium Assay Kit ab102506

5 References 画像数 4

製品の概要

製品名	Magnesium Assay Kit
サンプルの種類	Urine, Serum, Plasma, Other biological fluids, Tissue Extracts, Cell Lysate, Cell culture media
アッセイタイプ	Quantitative
検出感度	40 µM
検出範囲	2 µM - 15 µM
全工程の試験時間	0h 30m
製品の概要	<p>Magnesium Assay Kit (ab102506) is a simple sensitive assay for quantitating magnesium in a variety of biological samples. The kit takes advantage of the specific requirement of glycerol kinase for Mg2+. An enzyme linked reaction leads to formation of an intensely colored (<math>\lambda_{max}</math> = 450nm) product whose formation is proportional to Mg2+ concentration. The linear range of the assay is 2-15 nmoles with detection sensitivity ~40 µM.</p> <p>Visit our <a href="#">FAQs page</a> for tips and troubleshooting.</p>
特記事項	<p>This product is manufactured by BioVision, an Abcam company and was previously called K385 Magnesium Colorimetric Assay Kit. K385-100 is the same size as the 100 test size of ab102506.</p> <p>Magnesium is the 11th most abundant element by mass in the human body. Mg2+ is essential to all living cells where it plays an important role in facilitating the processing of biological polyphosphates like ATP, DNA, RNA and enzyme functions. Mg2+ is the metallic ion at the center of chlorophyll, and a common additive to fertilizers. Mg2+ compounds are used as laxatives, antacids, and used to stabilize abnormal nerve excitation and blood vessel spasm i.e., eclampsia.</p>
試験プラットフォーム	Microplate reader

製品の特性

保存方法 Store at -20°C. Please refer to protocols.

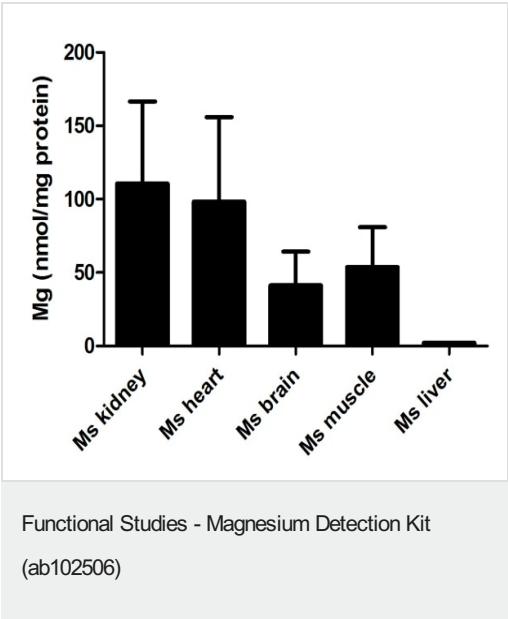
内容	100 tests	2000 tests
Developer Solution III	1 vial	2 vials
Magnesium Assay Buffer	1 x 25ml	20 x 25ml
Magnesium Enzyme Mix	1 unit	20 units

内容	100 tests	2000 tests
Magnesium Standard	1 x 0.1ml	20 x 0.1ml

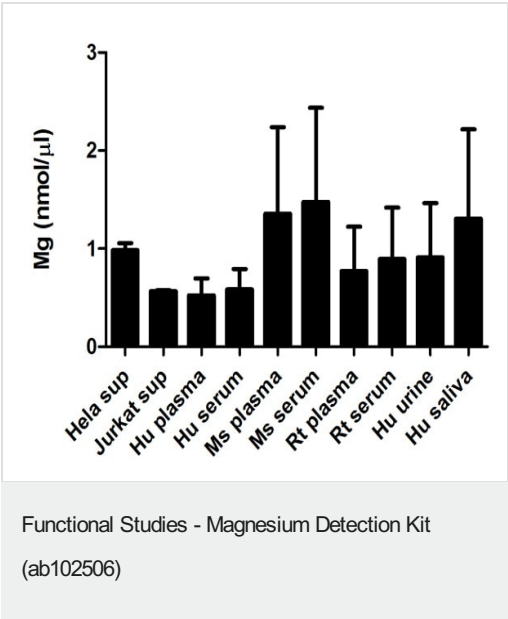
関連性

Magnesium is the 11th most abundant element by mass in the human body. Magnesium is essential to all living cells where it plays an important role in facilitating the processing of biological polyphosphates like ATP, DNA, RNA and enzyme functions. Magnesium is the metallic ion at the center of chlorophyll, and a common additive to fertilizers. Magnesium compounds are used as laxatives, antacids, and used to stabilize abnormal nerve excitation and blood vessel spasm i.e., eclampsia.

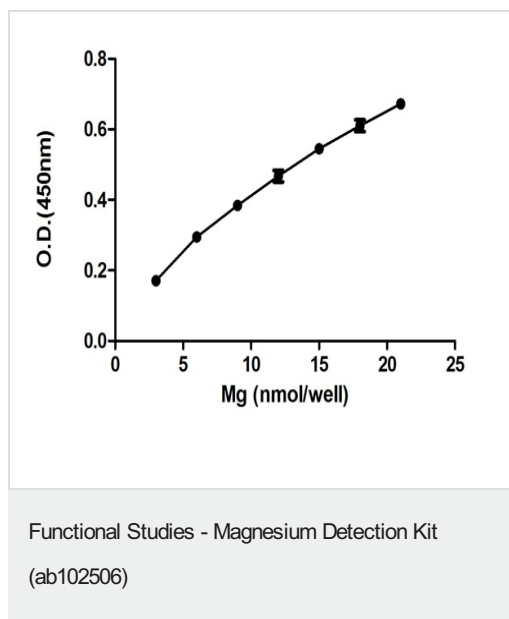
画像



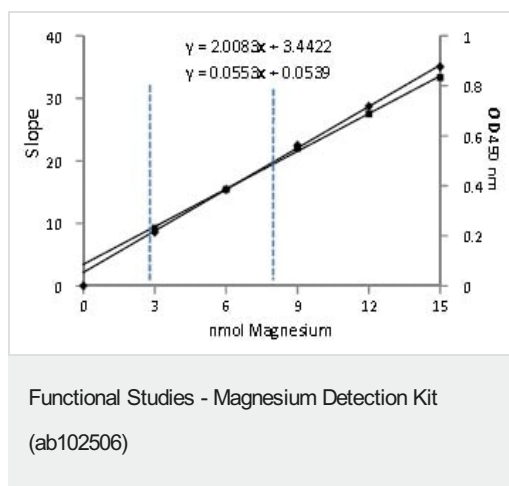
Magnesium measured in mouse tissue lysates showing quantity (nmol) per mg protein of tested sample



Magnesium measured in biological fluids showing quantity (nmol) per microliter of tested sample



Colourimetric standard curve : mean of duplicates (+/-SD) with background reads subtracted



Magnesium standard curve: Assay is performed according to kit protocol. Vertical dotted lines indicate the lower and upper limits of normal serum Magnesium concentrations.

**Please note:** All products are "FOR RESEARCH USE ONLY. NOT FOR USE IN DIAGNOSTIC PROCEDURES"

### Our Abpromise to you: Quality guaranteed and expert technical support

- Replacement or refund for products not performing as stated on the datasheet
- Valid for 12 months from date of delivery
- Response to your inquiry within 24 hours
- We provide support in Chinese, English, French, German, Japanese and Spanish
- Extensive multi-media technical resources to help you
- We investigate all quality concerns to ensure our products perform to the highest standards

If the product does not perform as described on this datasheet, we will offer a refund or replacement. For full details of the Abpromise, please visit <https://www.abcam.co.jp/abpromise> or contact our technical team.

### Terms and conditions

- 
- Guarantee only valid for products bought direct from Abcam or one of our authorized distributors