

Histone Deacetylase (HDAC) Activity Assay Kit (Fluorometric) ab156064

★★★★★ [1 Abreviews](#) [36 References](#) [画像数 5](#)

製品の概要

| | |
|----------|---|
| 製品名 | Histone Deacetylase (HDAC) Activity Assay Kit (Fluorometric) |
| 検出方法 | Fluorescent |
| サンプルの種類 | Cell culture extracts, Tissue Extracts |
| アッセイタイプ | Enzyme activity |
| 全工程の試験時間 | 1h 00m |
| 種交差性 | 交差種: Mammals |
| 製品の概要 | Histone Deacetylase (HDAC) Activity Assay Kit (Fluorometric) ab156064 detects HDAC activity in lysates. |

The HDAC Activity Assay Kit is primarily designed for the evaluation of HDAC inhibitors using a crude HDAC fraction. Also, any cultured primary cell, cell line, or tissue homogenate can be assayed for HDAC activity with the kit if the appropriate dose of HDAC specific inhibitor e.g. Trichostatin A is used.

The HDAC activity assay protocol is based on an acetylated peptide which is conjugated to AMC. AMC is a fluorescent dye and its fluorescence is quenched when conjugated to the peptide. When the HDAC de-acetylates the peptide, it becomes susceptible to cleavage by an enzyme (the Developer component). This then releases free AMC, which can be measured using a fluorescence microplate reader (Ex/Em 355/460 nm).

The HDAC assay has been shown to detect the activity of the HDAC family, at least class I HDACs in Human or animal cell lysates or in column fractions. The assay shows good linearity of sample response. The assay may be used to follow the purification of HDACs or may be used to detect the presence of HDACs in cell lysates.

特記事項

Applications for this kit include:

1. Monitoring the purification of HDACs including HDAC1, 2, 3 and 8.
2. Screening inhibitors or activators of HDACs.
3. Detecting the effects of pharmacological agents on HDACs.

Background information on HDACs

Histone Deacetylases (HDACs) are a class of enzymes responsible for the deacetylation of lysine residues on the N-terminal part of the core histones (H2A, H2B, H3 and H4), allowing the histones

to wrap the DNA more tightly.

HDAC proteins occur in four groups (class I, class IIA, class IIB, class III, class IV) based on function and DNA sequence similarity.

Classes I, IIA and IIB are considered "classical" HDACs whose activities are inhibited by trichostatin A (TSA), whereas class III is a family of NAD⁺-dependent proteins (sirtuins) not affected by TSA. Class IV is considered an atypical class on its own, based solely on DNA sequence similarity to the others.

試験プラットフォーム

Microplate reader

製品の特性

保存方法

Please refer to protocols.

| 内容 | 100 tests |
|--------------------------------------|-----------|
| Crude HDAC | 1 x 500µl |
| Developer | 1 x 500µl |
| Fluoro-Deacetylated Peptide (0.2 mM) | 1 x 100µl |
| Fluoro-Substrate Peptide (0.2 mM) | 1 x 500µl |
| HDAC Assay Buffer | 2 x 1ml |
| HDAC Stop Solution | 2 x 1ml |
| Trichostatin A (10µM) | 1 x 500µl |

機能

Responsible for the deacetylation of lysine residues on the N-terminal part of the core histones (H2A, H2B, H3 and H4). Histone deacetylation gives a tag for epigenetic repression and plays an important role in transcriptional regulation, cell cycle progression and developmental events. Histone deacetylases act via the formation of large multiprotein complexes. Deacetylates SP proteins, SP1 and SP3, and regulates their function. Component of the BRG1-RB1-HDAC1 complex, which negatively regulates the CREST-mediated transcription in resting neurons. Upon calcium stimulation, HDAC1 is released from the complex and CREBBP is recruited, which facilitates transcriptional activation. Deacetylates TSHZ3 and regulates its transcriptional repressor activity. Deacetylates 'Lys-310' in RELA and thereby inhibits the transcriptional activity of NF-kappa-B.

組織特異性

Ubiquitous, with higher levels in heart, pancreas and testis, and lower levels in kidney and brain.

配列類似性

Belongs to the histone deacetylase family. HD type 1 subfamily.

翻訳後修飾

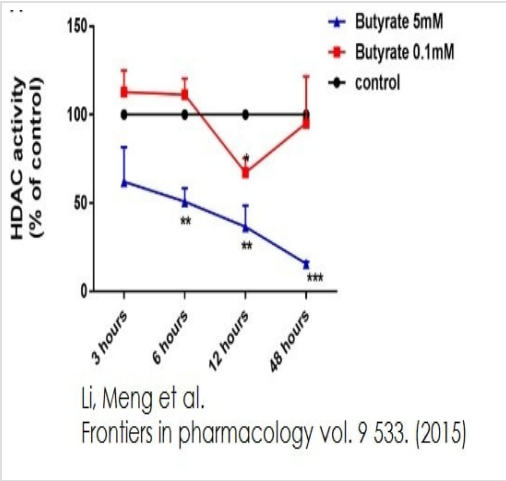
Sumoylated on Lys-444 and Lys-476; which promotes enzymatic activity. Desumoylated by SENP1.

Phosphorylation on Ser-421 and Ser-423 promotes enzymatic activity and interactions with NuRD and SIN3 complexes.

Ubiquitinated by CHFR, leading to its degradation by the proteasome.

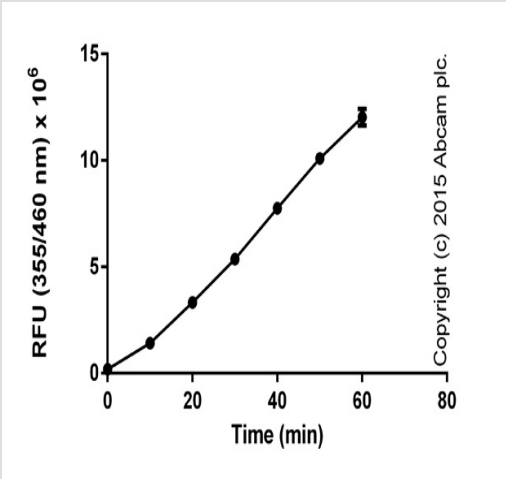
細胞内局在

Nucleus.



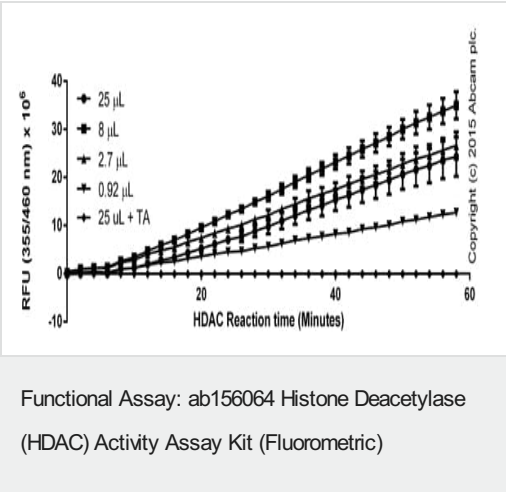
Butyrate, propionate, and TSA inhibited HDACs activity in HUVEC. HDACs activity were inhibited in HUVEC by treatment of butyrate and propionate. The results were normalized using the control as 100%.

Functional Studies - Histone Deacetylase (HDAC)
Activity Assay Kit (Fluorometric) (ab156064)
Li, Meng et al., Frontiers in pharmacology vol. 9 533.,
Fig 4, doi:10.3389/fphar.2018.00533



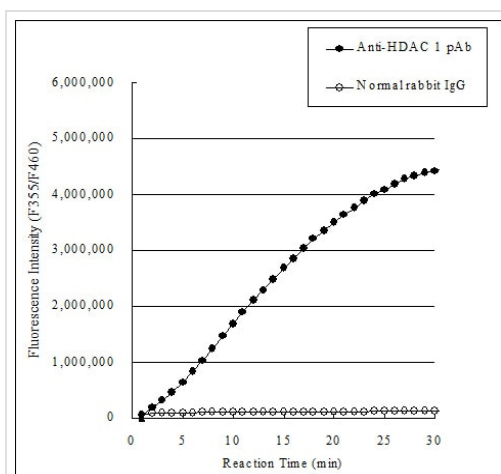
8 uL (corresponding to 6.7e6 cells) of nuclear extracts ([ab113474](#)) from HL60 cells were assessed kinetically (+/- SD).

Functional Assay: ab156064 Histone Deacetylase
(HDAC) Activity Assay Kit (Fluorometric)



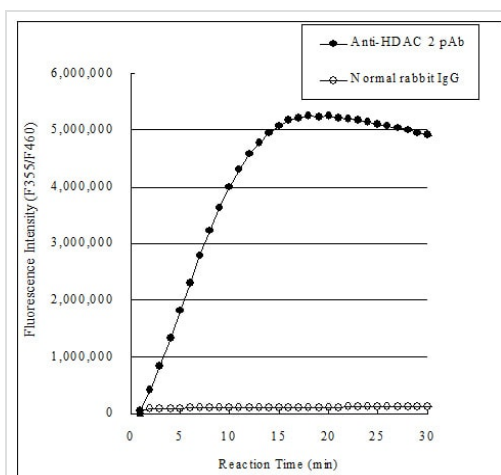
Different volumes of positive control, with inhibitor (TA), kinetically read (+/- SD).

Functional Assay: ab156064 Histone Deacetylase
(HDAC) Activity Assay Kit (Fluorometric)



ab156064 - Histone Deacetylase (HDAC) Activity Assay Kit (Fluorometric)

Measurement of HeLa cell endogenous HDAC1 in an immunoprecipitated sample with anti-HDAC1 antibody and following the Histone Deacetylase (HDAC) Activity Assay Kit (Fluorometric) (ab156064) protocol.



ab156064 - Histone Deacetylase (HDAC) Activity Assay Kit (Fluorometric)

Measurement of HeLa cell endogenous HDAC2 in an immunoprecipitated sample with anti-HDAC2 antibody following the Histone Deacetylase (HDAC) Activity Assay Kit (Fluorometric) (ab156064) protocol.

Please note: All products are "FOR RESEARCH USE ONLY. NOT FOR USE IN DIAGNOSTIC PROCEDURES"

Our Abpromise to you: Quality guaranteed and expert technical support

- Replacement or refund for products not performing as stated on the datasheet
- Valid for 12 months from date of delivery
- Response to your inquiry within 24 hours
- We provide support in Chinese, English, French, German, Japanese and Spanish
- Extensive multi-media technical resources to help you
- We investigate all quality concerns to ensure our products perform to the highest standards

If the product does not perform as described on this datasheet, we will offer a refund or replacement. For full details of the Abpromise, please visit <https://www.abcam.co.jp/abpromise> or contact our technical team.

Terms and conditions

- Guarantee only valid for products bought direct from Abcam or one of our authorized distributors