

Free Thiol Assay Kit (Fluorometric) ab112158

★★★★★ [1 Abreviews](#) [3 References](#) [画像数 4](#)

製品の概要

製品名	Free Thiol Assay Kit (Fluorometric)
検出方法	Fluorescent
サンプルの種類	Urine, Plasma, Cell culture extracts
アッセイタイプ	Quantitative
全工程の試験時間	0h 20m

製品の概要

This product is not suitable for protein samples.

Free Thiol Assay Kit (Fluorometric) (ab112158) provides an ultrasensitive fluorometric assay to quantitate thiol content that exists in small molecules such as free cysteine, glutathione, and cysteine residues. The assay is based on a proprietary non-fluorescent dye tha generates a strongly fluorescent adduct upon reacting with a thiol compound. The signal produced by the adduct can ebe asily read by a fluorescence microplate reader at Ex/Em = 490/520 nm. In addition, both absorption and emission spectra of the thiol adduct are pH-independent, making the assay highly robust. There are few reagents or assay kits available for quantitating thiol content in biological systems, and the majority of commercial kits either lack sensitivity or have tedious protocols. The assay can detect as little as 1 picomole of cysteine or GSH in a 100 μ L assay volume (10 nM).

Please note it is not possible to do a quantification in comparison to the standard.

Free Thiol assay protocol summary:

- add samples and standards to wells
- add reaction mix
- analyze with microplate reader for 10 min to 1 hr

特記事項

This product was previously called Thiol Quantification Assay Kit (Fluorometric).

This product detects thiol groups on small molecules. If you want to detect thiol groups in proteins, we recommend **Total Protein Thiol Quantification Assay Kit (Colorimetric) (ab219272)**.

試験プラットフォーム

Microplate reader

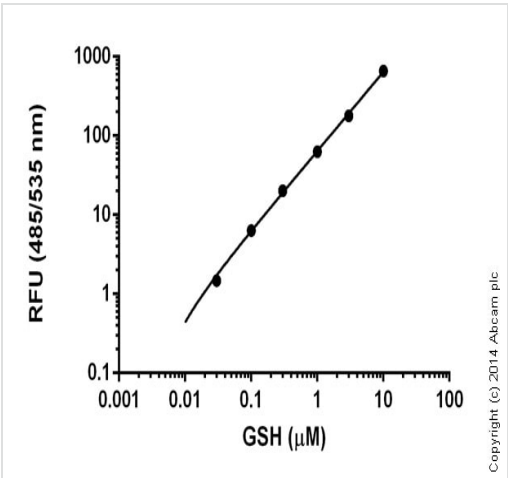
製品の特性

保存方法

Store at -20°C. Please refer to protocols.

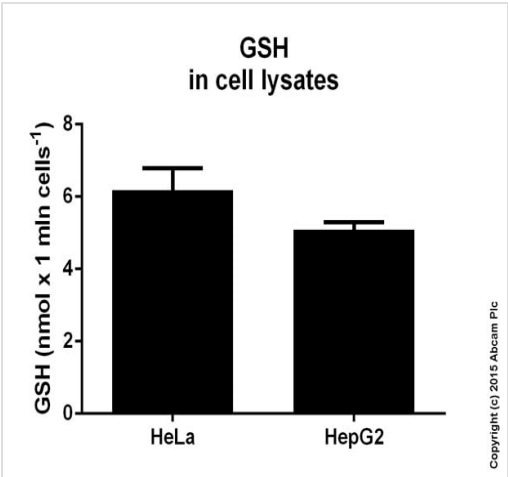
内容	200 tests
Assay Buffer	1 x 25ml
DMSO	1 x 200μl
GSH Standard	1 x 62μg
Thiol Green Indicator	1 vial

画像



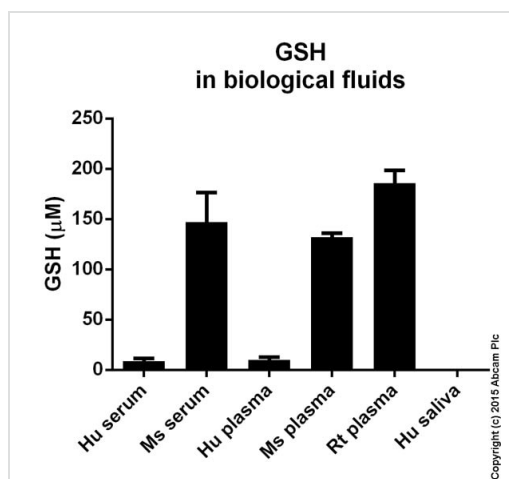
Functional Studies - Thiol Quantification Assay kit
(Fluorometric) (ab112158)

Standard curve: mean of duplicates (+/- SD) with background reads subtracted



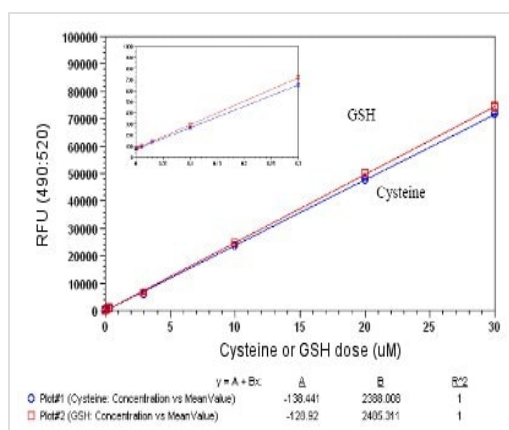
Functional Studies - Thiol Quantification Assay kit
(Fluorometric) (ab112158)

GSH measured in cell lysates showing quantity (nmol) per 1 mln cells.
Samples with the concentration of 1e8 cells/mL were used.
Samples were diluted 100-1000 fold.



GSH measured in biological fluids. Samples were diluted 10-1000 fold.

Functional Studies - Thiol Quantification Assay kit
(Fluorometric) (ab112158)



GSH and Cysteine dose responses were measured in a 96-well black plate with ab112158 using a microplate reader. As low as 10 nM (1 pmol/well) of GSH or Cysteine can be detected with 10 minutes incubation time (n=3). The insert shows the low levels of thiol detection.

Functional Studies - Thiol Quantification Assay Kit
(Fluorometric) (ab112158)

Please note: All products are "FOR RESEARCH USE ONLY. NOT FOR USE IN DIAGNOSTIC PROCEDURES"

Our Abpromise to you: Quality guaranteed and expert technical support

- Replacement or refund for products not performing as stated on the datasheet
- Valid for 12 months from date of delivery
- Response to your inquiry within 24 hours
- We provide support in Chinese, English, French, German, Japanese and Spanish
- Extensive multi-media technical resources to help you
- We investigate all quality concerns to ensure our products perform to the highest standards

If the product does not perform as described on this datasheet, we will offer a refund or replacement. For full details of the Abpromise, please visit <https://www.abcam.co.jp/abpromise> or contact our technical team.

Terms and conditions

- Guarantee only valid for products bought direct from Abcam or one of our authorized distributors