




Product datasheet

Anti-beta 3 Adrenergic Receptor antibody ab77588

1 References [画像数 1](#)

製品の概要

製品名	Anti-beta 3 Adrenergic Receptor antibody
製品の詳細	Goat polyclonal to beta 3 Adrenergic Receptor
由来種	Goat
アプリケーション	適用あり: WB, ELISA
種交差性	交差種: Human 交差が予測される動物種: Chimpanzee 
免疫原	Synthetic peptide: PHENSSLAPWPD-C , corresponding to N terminal amino acids 5-16 of human beta 3 Adrenergic Receptor (NP_000016.1) <div style="text-align: right;">  Run BLAST with  Run BLAST with </div>
ポジティブ・コントロール	Human brain (cerebellum, cerebral cortex, frontal cortex) lysates.

製品の特性

製品の状態	Liquid
保存方法	Shipped at 4°C. Upon delivery aliquot and store at -20°C. Avoid repeated freeze / thaw cycles.
バッファー	Preservative: 0.02% Sodium Azide Constituents: 0.5% BSA, Tris saline, pH 7.3
精製度	Immunogen affinity purified
特記事項 (精製)	ab77588 is purified from goat serum by ammonium sulphate precipitation followed by antigen affinity chromatography using the immunizing peptide.
ポリ/モノ	ポリクローナル
アイソタイプ	IgG

アプリケーション

Our [Abpromise guarantee](#) covers the use of **ab77588** in the following tested applications.

The application notes include recommended starting dilutions; optimal dilutions/concentrations should be determined by the end user.

アプリケーション	Abreviews	特記事項
----------	-----------	------

WB

ELISA

追加情報

Peptide ELISA: Antibody detection limit dilution 1/128000.

WB: Use at a concentration of 0.03 - 0.1 µg/ml. Detects a band of approximately 45 kDa (predicted molecular weight: 45 kDa).

Not yet tested in other applications.

Optimal dilutions/concentrations should be determined by the end user.

ターゲット情報

機能

Beta-adrenergic receptors mediate the catecholamine-induced activation of adenylate cyclase through the action of G proteins. Beta-3 is involved in the regulation of lipolysis and thermogenesis.

組織特異性

Expressed mainly in adipose tissues.

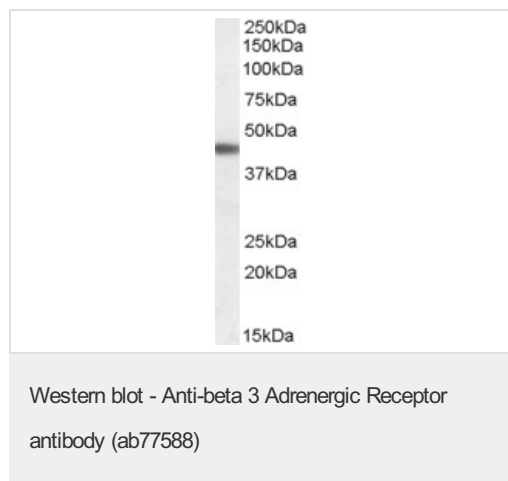
配列類似性

Belongs to the G-protein coupled receptor 1 family. Adrenergic receptor subfamily. ADRB3 sub-subfamily.

細胞内局在

Cell membrane.

画像



Anti-beta 3 Adrenergic Receptor antibody (ab77588) at 0.03 µg/ml + human brain (cerebral cortex) lysate (in RIPA buffer) at 35 µg

Predicted band size: 45 kDa

Observed band size: 45 kDa

Primary incubation was 1 hour.

Please note: All products are "FOR RESEARCH USE ONLY AND ARE NOT INTENDED FOR DIAGNOSTIC OR THERAPEUTIC USE"

Our Abpromise to you: Quality guaranteed and expert technical support

- Replacement or refund for products not performing as stated on the datasheet
- Valid for 12 months from date of delivery

- Response to your inquiry within 24 hours
- We provide support in Chinese, English, French, German, Japanese and Spanish
- Extensive multi-media technical resources to help you
- We investigate all quality concerns to ensure our products perform to the highest standards

If the product does not perform as described on this datasheet, we will offer a refund or replacement. For full details of the Abpromise, please visit <http://www.abcam.co.jp/abpromise> or contact our technical team.

Terms and conditions

- Guarantee only valid for products bought direct from Abcam or one of our authorized distributors