

Product datasheet

Anti-IL12A antibody ab93407

画像数 3

製品の概要

製品名	Anti-IL12A antibody
製品の詳細	Rabbit polyclonal to IL12A
由来種	Rabbit
アプリケーション	適用あり: WB, ELISA, IHC-P, Flow Cyt
種交差性	交差種: Human
免疫原	Synthetic peptide selected from the C terminal region of Human IL12A conjugated to KLH (NP_000873.2).
ポジティブ・コントロール	WB: MDA-MB231 cell line lysate. IHC-P: Human breast carcinoma tissue. Flow Cyt: MDA-MB231 cells.

製品の特性

製品の状態	Liquid
保存方法	Shipped at 4°C. Upon delivery aliquot and store at -20°C. Avoid repeated freeze / thaw cycles.
バッファー	Preservative: 0.09% Sodium Azide Constituents: PBS
精製度	Immunogen affinity purified
特記事項 (精製)	ab93407 is purified through a protein A column, followed by peptide affinity purification.
ポリ/モノ	ポリクローナル
アイソタイプ	IgG

アプリケーション

Our [Abpromise guarantee](#) covers the use of **ab93407** in the following tested applications.

The application notes include recommended starting dilutions; optimal dilutions/concentrations should be determined by the end user.

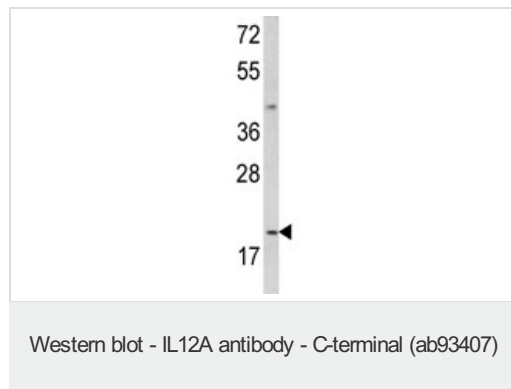
アプリケーション	Abreviews	特記事項
WB		1/100 - 1/500. Predicted molecular weight: 25 kDa.
ELISA		1/1000.

アプリケーション	Abreviews	特記事項
IHC-P		1/10 - 1/50.
Flow Cyt		1/10 - 1/50.

ターゲット情報

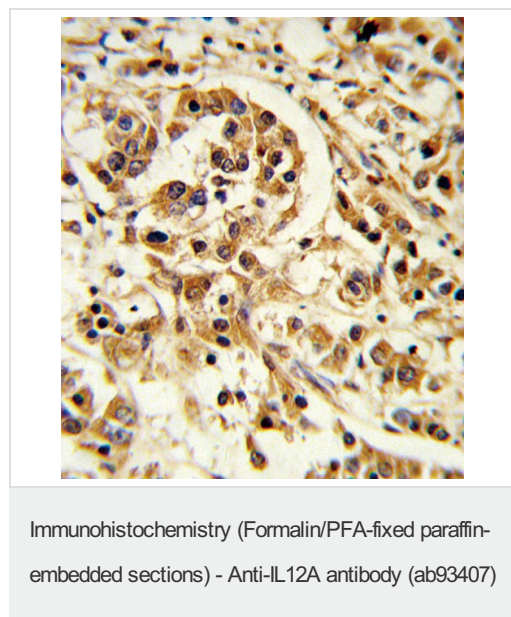
機能	Cytokine that can act as a growth factor for activated T and NK cells, enhance the lytic activity of NK/lymphokine-activated Killer cells, and stimulate the production of IFN-gamma by resting PBMC.
配列類似性	Belongs to the IL-6 superfamily.
細胞内局在	Secreted.

画像

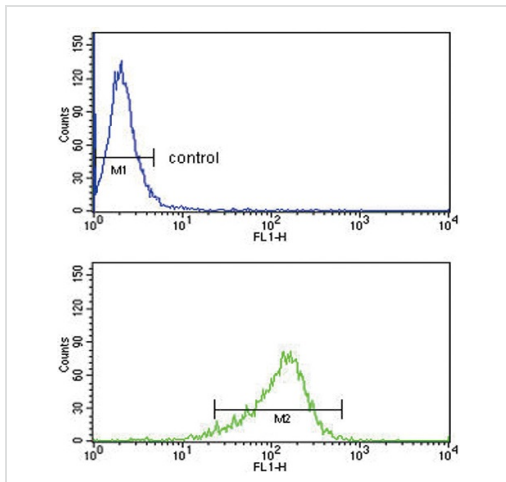


Anti-IL12A antibody (ab93407) at 1/100 dilution + MDA-MB231 cell line lysates at 35 µg

Predicted band size: 25 kDa



Immunohistochemistry (Formalin/PFA-fixed paraffin-embedded sections) analysis of human breast carcinoma tissue labelling IL12A with ab93407. A peroxidase-conjugated secondary antibody was used followed by DAB staining.



Flow Cytometry - Anti-IL12A antibody (ab93407)

Flow cytometry analysis of MDA-MB231 cells labelling IL12A with ab93407 (bottom histogram) compared to a negative control (top histogram). A FITC-conjugated goat anti-rabbit IgG was used as the secondary antibody.

Please note: All products are "FOR RESEARCH USE ONLY AND ARE NOT INTENDED FOR DIAGNOSTIC OR THERAPEUTIC USE"

Our Abpromise to you: Quality guaranteed and expert technical support

- Replacement or refund for products not performing as stated on the datasheet
- Valid for 12 months from date of delivery
- Response to your inquiry within 24 hours
- We provide support in Chinese, English, French, German, Japanese and Spanish
- Extensive multi-media technical resources to help you
- We investigate all quality concerns to ensure our products perform to the highest standards

If the product does not perform as described on this datasheet, we will offer a refund or replacement. For full details of the Abpromise, please visit <http://www.abcam.co.jp/abpromise> or contact our technical team.

Terms and conditions

- Guarantee only valid for products bought direct from Abcam or one of our authorized distributors