

Product datasheet

Anti-GATA1 antibody ab89505

1 References [画像数 4](#)

製品の概要

製品名	Anti-GATA1 antibody
製品の詳細	Mouse monoclonal to GATA1
由来種	Mouse
アプリケーション	適用あり: WB, ELISA
種交差性	交差種: Mouse, Rat, Human
免疫原	Recombinant fragment: DLDGKGSTSF LETLKTERLS PDLLTLGPAL PSSLPVPNSA YGGPDFSSTF FSPTGSPLNS AAYSSPKLRG TLPLPPC, corresponding to amino acids 123-200 of GATA1 Run BLAST with ExPASy Run BLAST with NCBI
ポジティブ・コントロール	PC12 cell lysate, Raw 264.7 cell lysate, Jurkat cell lysate

製品の特性

製品の状態	Liquid
保存方法	Shipped at 4°C. Upon delivery aliquot and store at -20°C or -80°C. Avoid repeated freeze / thaw cycles.
バッファー	Preservative: None Constituents: 1X PBS, pH 7.2
精製度	Protein A purified
ポリ/モノ	モノクローナル
アイソタイプ	IgG2a
軽鎖の種類	kappa

アプリケーション

Our [Abpromise guarantee](#) covers the use of **ab89505** in the following tested applications.

The application notes include recommended starting dilutions; optimal dilutions/concentrations should be determined by the end user.

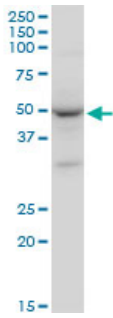
アプリケーション	Abreviews	特記事項
WB		Use a concentration of 1 - 5 µg/ml. Predicted molecular weight: 43 kDa.

アプリケーション	Abreviews	特記事項
ELISA		Use at an assay dependent dilution.

ターゲット情報

機能	Transcriptional activator which probably serves as a general switch factor for erythroid development. It binds to DNA sites with the consensus sequence [AT]GATA[AG] within regulatory regions of globin genes and of other genes expressed in erythroid cells.
組織特異性	Erythrocytes.
関連疾患	<p>Defects in GATA1 are the cause of X-linked dyserythropoietic anemia and thrombocytopenia (XDAT) [MIM:300367]. XDAT is a disorder characterized by erythrocytes with abnormal size and shape, and paucity of platelets in peripheral blood. The bone marrow contains abundant and abnormally small megakaryocytes.</p> <p>Defects in GATA1 are the cause of X-linked thrombocytopenia with beta-thalassemia (XLTT) [MIM:314050]; also known as thrombocytopenia, platelet dysfunction, hemolysis, and imbalanced globin synthesis. XLTT consists of an unusual form of thrombocytopenia with beta-thalassemia. Patients have splenomegaly and petechiae, moderate thrombocytopenia, prolonged bleeding time due to platelet dysfunction, reticulocytosis and unbalanced hemoglobin chain synthesis resembling that of beta-thalassemia minor.</p> <p>Defects in GATA1 are the cause of anemia without thrombocytopenia X-linked (XLAWT) [MIM:300835]. XLAWT is a form of anemia characterized by abnormal morphology of erythrocytes and granulocytes in peripheral blood, bone marrow dysplasia with hypocellularity of erythroid and granulocytic lineages, and normal or increased number of megakaryocytes. Neutropenia of a variable degree is present in affected individuals.</p>
配列類似性	Contains 2 GATA-type zinc fingers.
ドメイン	The two fingers are functionally distinct and cooperate to achieve specific, stable DNA binding. The first finger is necessary only for full specificity and stability of binding, whereas the second one is required for binding.
翻訳後修飾	<p>Highly phosphorylated on serine residues. Phosphorylation on Ser-310 is enhanced on erythroid differentiation. Phosphorylation on Ser-142 promotes sumoylation on Lys-137.</p> <p>Sumoylation on Lys-137 is enhanced by phosphorylation on Ser-142 and by interaction with PIAS4. Sumoylation by SUMO1 has no effect on transcriptional activity.</p>
細胞内局在	Nucleus.

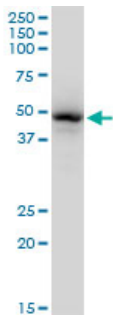
画像



Western blot - GATA1 antibody (ab89505)

Anti-GATA1 antibody (ab89505) at 5 µg/ml +
PC12 cell lysate at 50 µg


Predicted band size: 43 kDa



Western blot - GATA1 antibody (ab89505)

Anti-GATA1 antibody (ab89505) at 5 µg/ml +
Raw 264.7 cell lysate at 50 µg

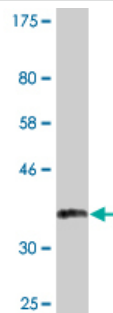
Predicted band size: 43 kDa



Western blot - GATA1 antibody (ab89505)

Anti-GATA1 antibody (ab89505) at 5 µg/ml +
Jurkat cell lysate at 50 µg

Predicted band size: 43 kDa



Western blot - GATA1 antibody (ab89505)

Anti-GATA1 antibody (ab89505) at 5 µg/ml +
immunogen (recombinant fragment, 34.58
kDa) at 0.2 µg

Predicted band size: 43 kDa

Our Abpromise to you: Quality guaranteed and expert technical support

- Replacement or refund for products not performing as stated on the datasheet
- Valid for 12 months from date of delivery
- Response to your inquiry within 24 hours

- We provide support in Chinese, English, French, German, Japanese and Spanish
- Extensive multi-media technical resources to help you
- We investigate all quality concerns to ensure our products perform to the highest standards

If the product does not perform as described on this datasheet, we will offer a refund or replacement. For full details of the Abpromise, please visit <http://www.abcam.co.jp/abpromise> or contact our technical team.

Terms and conditions

- Guarantee only valid for products bought direct from Abcam or one of our authorized distributors