

Product datasheet

Anti-Apolipoprotein A II antibody ab54796

画像数 3

製品の概要

製品名	Anti-Apolipoprotein A II antibody
製品の詳細	Mouse monoclonal to Apolipoprotein A II
アプリケーション	適用あり: IHC-P, WB
種交差性	交差種: Human, Recombinant fragment
免疫原	Recombinant full length protein: MKLLAATVLL LTICSLEGAL VRRQAKEPCV ESLVSQYFQT VTDYGKDLME KVKSPQLQAE AKSYFEKSKE QLTPLIKAG TELVNFLSYF VELGTQPATQ , corresponding to amino acids 1-101 of Human Apolipoprotein A II Run BLAST with ExPASy Run BLAST with NCBI

製品の特性

製品の状態	Liquid
保存方法	Shipped at 4°C. Upon delivery aliquot and store at -20°C or -80°C. Avoid repeated freeze / thaw cycles.
バッファー	Preservative: None PBS, pH 7.2
精製度	Protein G purified
ポリ/モノ	モノクローナル
アイソタイプ	IgG1
軽鎖の種類	kappa

アプリケーション

Our [Abpromise guarantee](#) covers the use of **ab54796** in the following tested applications.

The application notes include recommended starting dilutions; optimal dilutions/concentrations should be determined by the end user.

アプリケーション	Abreviews	特記事項
IHC-P		Use a concentration of 3 µg/ml.

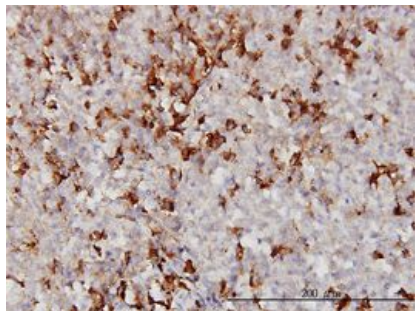
アプリ ケーション	Abreviews	特記事項
--------------	-----------	------

WB Use a concentration of 1 - 5 µg/ml. This antibody has only been tested in WB against the recombinant fragment used as immunogen. We have no data on the detection of endogenous protein.

ターゲット情報

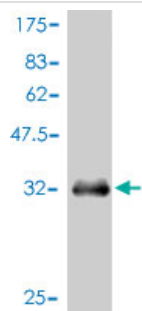
機能	May stabilize HDL (high density lipoprotein) structure by its association with lipids, and affect the HDL metabolism.
組織特異性	Plasma; synthesized in the liver and intestine.
配列類似性	Belongs to the apolipoprotein A2 family.
翻訳後修飾	Phosphorylation sites are present in the extracellular medium.
細胞内局在	Secreted.

画像




Apolipoprotein A II antibody (ab54796) used in immunohistochemistry at 3ug/ml on formalin fixed and paraffin embedded human malignant lymphoma, diffuse large B.

IHC-P - Apolipoprotein A II antibody (ab54796)



Western blot against tagged recombinant protein immunogen using ab54796 Apolipoprotein A II antibody at 1ug/ml. Predicted band size of immunogen is 37 kDa

Western blot - Anti-Apolipoprotein A II antibody (ab54796)



Anti-Apolipoprotein A II antibody (ab54796) at
1 µg/ml + Anti-Apolipoprotein A II antibody
(ab54796) at 0.1 µg

Secondary

Goat Anti-Mouse IgG H&L (HRP)
preadsorbed (ab97040) at 1/5000 dilution
Developed using the ECL technique

Performed under reducing conditions.

Exposure time : 16 minutes

Please note: All products are "FOR RESEARCH USE ONLY AND ARE NOT INTENDED FOR DIAGNOSTIC OR THERAPEUTIC USE"

Our Abpromise to you: Quality guaranteed and expert technical support

- Replacement or refund for products not performing as stated on the datasheet
- Valid for 12 months from date of delivery
- Response to your inquiry within 24 hours
- We provide support in Chinese, English, French, German, Japanese and Spanish
- Extensive multi-media technical resources to help you
- We investigate all quality concerns to ensure our products perform to the highest standards

If the product does not perform as described on this datasheet, we will offer a refund or replacement. For full details of the Abpromise, please visit <http://www.abcam.co.jp/abpromise> or contact our technical team.

Terms and conditions

- Guarantee only valid for products bought direct from Abcam or one of our authorized distributors