



Product datasheet

Anti-SARS Nucleocapsid Protein antibody ab22165

画像数 1

製品の概要

製品名	Anti-SARS Nucleocapsid Protein antibody
製品の詳細	Rabbit polyclonal to SARS Nucleocapsid Protein
特異性	ab22165 reacts with SARS-Nucleocapsid protein.
アプリケーション	適用あり: WB
免疫原	Synthetic peptide: ADMDDFSRQLQNS , corresponding to C terminal amino acids 399-411 of putative human coronavirus SARS nucleocapsid protein
	 Run BLAST with  Run BLAST with
ポジティブ・コントロール	Transfected mouse melanoma cell lysate

製品の特性

製品の状態	Liquid
保存方法	Shipped at 4°C. Store at +4°C short term (1-2 weeks). Upon delivery aliquot. Store at -20°C or -80°C. Avoid freeze / thaw cycle.
バッファー	Preservative: 0.05% Sodium Azide Constituents: 0.05% BSA, PBS
精製度	IgG fraction
ポリ/モノ	ポリクローナル
アイソタイプ	IgG

アプリケーション

Our [Abpromise guarantee](#) covers the use of **ab22165** in the following tested applications.

The application notes include recommended starting dilutions; optimal dilutions/concentrations should be determined by the end user.

アプリケーション	Abreviews	特記事項
WB		1/100 - 1/2000. Detects a band of approximately 46 kDa (predicted molecular weight: 46 kDa).

ターゲット情報

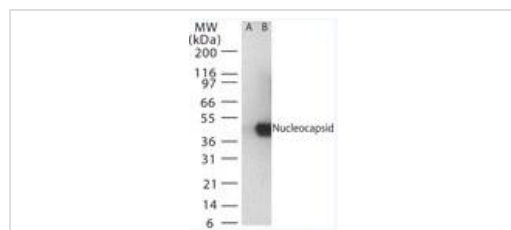
関連性

Severe Acute Respiratory Syndrome (SARS), an emerging disease characterized by atypical pneumonia, has recently been attributed to a novel coronavirus (SARS-CoV). SARS is caused by a human coronavirus, which are the major cause of upper respiratory tract illness in humans, such as the common cold. Coronaviruses are positive stranded RNA viruses, featuring the largest viral RNA genomes known to date (27-31 kb). The spike protein is the main surface antigen of the coronavirus. The most prominent protein in the culture supernatants infected with SARS virus is a 46 kDa nucleocapsid protein. This suggests that the nucleocapsid protein is a major immunogen that may be useful for early diagnostics. The nucleocapsid protein of SARS shares little homology with nucleocapsid proteins of other members of the coronavirus family. Nucleocapsid proteins of other coronavirus have been reported to be involved in forming the viral core and also in the packaging and transcription of the viral RNA.

細胞内局在

Inside the virion, complexed with the viral RNA. May be associated with cellular membranes where it participates in viral RNA synthesis and virus budding.

画像



Western blot - SARS Nucleocapsid Protein antibody (ab22165)

All lanes : Anti-SARS Nucleocapsid Protein antibody (ab22165) at 1/2000 dilution

Lane 1 : untransfected mouse melanoma cell lysate

Lane 2 : transfected cell lysate

Predicted band size : 46 kDa

Observed band size : 46 kDa

Please note: All products are "FOR RESEARCH USE ONLY AND ARE NOT INTENDED FOR DIAGNOSTIC OR THERAPEUTIC USE"

Our Abpromise to you: Quality guaranteed and expert technical support

- Replacement or refund for products not performing as stated on the datasheet
- Valid for 12 months from date of delivery
- Response to your inquiry within 24 hours
- We provide support in Chinese, English, French, German, Japanese and Spanish
- Extensive multi-media technical resources to help you
- We investigate all quality concerns to ensure our products perform to the highest standards

If the product does not perform as described on this datasheet, we will offer a refund or replacement. For full details of the Abpromise, please visit <http://www.abcam.co.jp/abpromise> or contact our technical team.

Terms and conditions

- Guarantee only valid for products bought direct from Abcam or one of our authorized distributors