


Product datasheet

Anti-Neurotrypsin antibody ab118854

画像数 2

製品の概要

| | |
|--------------|---|
| 製品名 | Anti-Neurotrypsin antibody |
| 製品の詳細 | Rabbit polyclonal to Neurotrypsin |
| 由来種 | Rabbit |
| アプリケーション | 適用あり: WB, IHC-P |
| 種交差性 | 交差種: Human 交差が予測される動物種: Mouse, Rat  |
| 免疫原 | Synthetic peptide conjugated to KLH, corresponding to 23 amino acids near the N-terminus of Human Neurotrypsin. |
| ポジティブ・コントロール | Human Cortex and Human Lung tissues |

製品の特性

| | |
|--------|---|
| 製品の状態 | Liquid |
| 保存方法 | Shipped at 4°C. Upon delivery aliquot and store at -20°C. Avoid freeze / thaw cycles. |
| バッファー | Preservative: 0.02% Sodium azide Constituent: 99% PBS |
| 精製度 | Immunogen affinity purified |
| ポリ/モノ | ポリクローナル |
| アイソタイプ | IgG |

アプリケーション

Our [Abpromise guarantee](#) covers the use of **ab118854** in the following tested applications.

The application notes include recommended starting dilutions; optimal dilutions/concentrations should be determined by the end user.

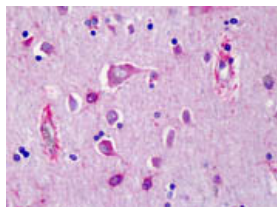
| アプリケーション | Abreviews | 特記事項 |
|----------|-----------|--|
| WB | | Use at an assay dependent concentration. Predicted molecular weight: 97 kDa. |

| アプリケーション | Abreviews | 特記事項 |
|----------|-----------|--|
| IHC-P | | Use a concentration of 5 µg/ml. Perform heat mediated antigen retrieval with citrate buffer pH 6 before commencing with IHC staining protocol. |

ターゲット情報

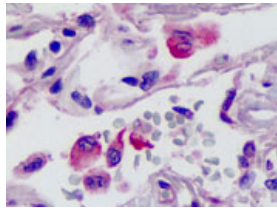
| | |
|--------------|--|
| 機能 | Plays a role in neuronal plasticity and the proteolytic action may subserve structural reorganizations associated with learning and memory operations. |
| 組織特異性 | Brain and Leydig cells of the testis. |
| 関連疾患 | Defects in PRSS12 are the cause of mental retardation autosomal recessive type 1 (MRT1) [MIM:249500]. Mental retardation is a mental disorder characterized by significantly sub-average general intellectual functioning associated with impairments in adaptive behavior and manifested during the developmental period. Non-syndromic mental retardation patients do not manifest other clinical signs. |
| 配列類似性 | <p>Belongs to the peptidase S1 family.</p> <p>Contains 1 kringle domain.</p> <p>Contains 1 peptidase S1 domain.</p> <p>Contains 4 SRCR domains.</p> |
| 細胞内局在 | Secreted. |

画像



Immunohistochemistry on Formalin-Fixed, Paraffin-Embedded Human Cortex tissue using ab118854 at a concentration of 5 µg/ml.

Immunohistochemistry (Formalin/PFA-fixed paraffin-embedded sections) - Anti-Neurotysin antibody (ab118854)



Immunohistochemistry on Formalin-Fixed,
Paraffin-Embedded Human Lung tissue using
ab118854 at a concentration of 5 µg/ml.

Immunohistochemistry (Formalin/PFA-fixed paraffin-
embedded sections) - Anti-Neurotrophin-3 antibody
(ab118854)

Please note: All products are "FOR RESEARCH USE ONLY AND ARE NOT INTENDED FOR DIAGNOSTIC OR THERAPEUTIC USE"

Our Abpromise to you: Quality guaranteed and expert technical support

- Replacement or refund for products not performing as stated on the datasheet
- Valid for 12 months from date of delivery
- Response to your inquiry within 24 hours
- We provide support in Chinese, English, French, German, Japanese and Spanish
- Extensive multi-media technical resources to help you
- We investigate all quality concerns to ensure our products perform to the highest standards

If the product does not perform as described on this datasheet, we will offer a refund or replacement. For full details of the Abpromise, please visit <http://www.abcam.co.jp/abpromise> or contact our technical team.

Terms and conditions

- Guarantee only valid for products bought direct from Abcam or one of our authorized distributors