




Product datasheet

Anti-Bif antibody ab115916

画像数 1

製品の概要

製品名	Anti-Bif antibody
製品の詳細	Rabbit polyclonal to Bif
由来種	Rabbit
アプリケーション	適用あり: WB
種交差性	交差種: Mouse 交差が予測される動物種: Rat, Rabbit, Horse, Chicken, Guinea pig, Cow, Cat, Dog, Human, Zebrafish 
免疫原	Synthetic peptide from a region within amino acids 58-107 of Mouse Bif (NP_062337)  Run BLAST with ExPASy  Run BLAST with NCBI
ポジティブ・コントロール	Mouse thymus lysate

製品の特性

製品の状態	Liquid
保存方法	Shipped at 4°C. Upon delivery aliquot and store at -20°C. Avoid freeze / thaw cycles.
バッファー	Constituents: 2% Sucrose, PBS
精製度	Immunogen affinity purified
ポリ/モノ	ポリクローナル
アイソタイプ	IgG

アプリケーション

Our [Abpromise guarantee](#) covers the use of **ab115916** in the following tested applications.

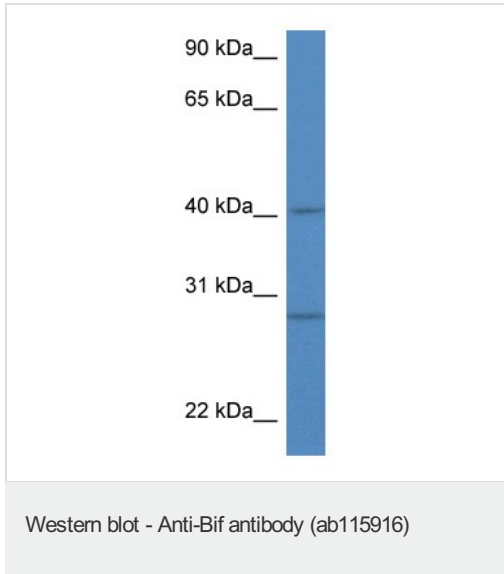
The application notes include recommended starting dilutions; optimal dilutions/concentrations should be determined by the end user.

アプリケーション	Abreviews	特記事項
WB		Use a concentration of 1 µg/ml. Predicted molecular weight: 40 kDa. Good results were obtained when blocked with 5% non-fat dry milk in 0.05% PBS-T.

ターゲット情報

機能	<p>May be required for normal outer mitochondrial membrane dynamics (PubMed:15452144). Required for coatamer-mediated retrograde transport in certain cells (By similarity). May recruit other proteins to membranes with high curvature. May promote membrane fusion (PubMed:11604418). Involved in activation of caspase-dependent apoptosis by promoting BAX/BAK1 activation (PubMed:16227588). Isoform 1 acts proapoptotic in fibroblasts (By similarity). Involved in caspase-independent apoptosis during nutrition starvation and involved in the regulation of autophagy. Activates lipid kinase activity of PI3KC3 during autophagy probably by associating with the PI3K complex II (PI3KC3-C2) (PubMed:17891140). Associated with PI3KC3-C2 during autophagy may regulate the trafficking of ATG9A from the Golgi complex to the peripheral cytoplasm for the formation of autophagosomes by inducing Golgi membrane tubulation and fragmentation (PubMed:21068542). Involved in regulation of degradative endocytic trafficking and cytokinesis, probably in the context of PI3KC3-C2 (PubMed:20643123). Isoform 2 acts antiapoptotic in neuronal cells; involved in maintenance of mitochondrial morphology and promotes neuronal viability.</p>
組織特異性	<p>Highly expressed in heart, skeletal muscle, kidney and placenta. Detected at lower levels in brain, colon, thymus, spleen, liver, small intestine, lung and peripheral blood leukocytes.</p>
配列類似性	<p>Belongs to the endophilin family. Contains 1 BAR domain. Contains 1 SH3 domain.</p>
ドメイン	<p>An N-terminal amphipathic helix, the BAR domain and a second amphipathic helix inserted into helix 1 of the BAR domain (N-BAR domain) induce membrane curvature and bind curved membranes. The SH3 domain is required and sufficient for the interaction with UVRAG.</p>
翻訳後修飾	<p>Phosphorylated at Thr-145 by CDK5; this phosphorylation is required for autophagy induction in starved neurons and facilitates homodimerization.</p>
細胞内局在	<p>Cytoplasm. Golgi apparatus membrane. Mitochondrion outer membrane. Cytoplasmic vesicle, autophagosome membrane. Midbody. Association with the Golgi apparatus depends on the cell type (By similarity). Following starvation colocalizes with ATG5 and LC3 autophagy-related protein(s) on autophagosomal membranes (PubMed:17891140).</p>

画像



Anti-Bif antibody (ab115916) at 1 µg/ml +
Mouse thymus lysate at 10 µg

Predicted band size: 40 kDa

Gel concentration: 12%

Please note: All products are "FOR RESEARCH USE ONLY AND ARE NOT INTENDED FOR DIAGNOSTIC OR THERAPEUTIC USE"

Our Abpromise to you: Quality guaranteed and expert technical support

- Replacement or refund for products not performing as stated on the datasheet
- Valid for 12 months from date of delivery
- Response to your inquiry within 24 hours
- We provide support in Chinese, English, French, German, Japanese and Spanish
- Extensive multi-media technical resources to help you
- We investigate all quality concerns to ensure our products perform to the highest standards

If the product does not perform as described on this datasheet, we will offer a refund or replacement. For full details of the Abpromise, please visit <http://www.abcam.co.jp/abpromise> or contact our technical team.

Terms and conditions

- Guarantee only valid for products bought direct from Abcam or one of our authorized distributors