




## Product datasheet

### Anti-PTK9 antibody ab115910

画像数 1

#### 製品の概要

製品名	Anti-PTK9 antibody
製品の詳細	Rabbit polyclonal to PTK9
由来種	Rabbit
アプリケーション	適用あり: WB
種交差性	交差種: Rat 交差が予測される動物種: Mouse, Rabbit, Horse, Chicken, Guinea pig, Cow, Cat, Dog, Human, Zebrafish 
免疫原	Synthetic peptide from a region within amino acids 191-240 of Rat PTK9 (NP_001008521)  <a href="#">Run BLAST with ExPASy</a>  <a href="#">Run BLAST with NCBI</a>
ポジティブ・コントロール	Rat brain lysate

#### 製品の特性

製品の状態	Liquid
保存方法	Shipped at 4°C. Upon delivery aliquot and store at -20°C. Avoid freeze / thaw cycles.
バッファー	Constituents: 2% Sucrose, PBS
精製度	Immunogen affinity purified
ポリ/モノ	ポリクローナル
アイソタイプ	IgG

#### アプリケーション

Our [Abpromise guarantee](#) covers the use of **ab115910** in the following tested applications.


The application notes include recommended starting dilutions; optimal dilutions/concentrations should be determined by the end user.

アプリケーション	Abreviews	特記事項
WB		Use a concentration of 1 µg/ml. Predicted molecular weight: 40 kDa. Good results were obtained when blocked with 5% non-fat dry milk in 0.05% PBS-T.

## ターゲット情報

機能	Actin-binding protein involved in motile and morphological processes. Inhibits actin polymerization, likely by sequestering G-actin. By capping the barbed ends of filaments, it also regulates motility. Seems to play an important role in clathrin-mediated endocytosis and distribution of endocytic organelles.
組織特異性	Expressed at high levels in the colon, testis, ovary, prostate and lung. Expressed at lower levels in the brain, bladder and heart. Not detected in liver.
配列類似性	Belongs to the actin-binding proteins ADF family. Twinfilin subfamily. Contains 2 ADF-H domains.
翻訳後修飾	Phosphorylated on serine and threonine residues.
細胞内局在	Cytoplasm. Cytoplasm > cytoskeleton. Diffuse cytoplasmic localization with perinuclear and G-actin-rich cortical actin structures sublocalization. Also found at membrane ruffles and cell-cell contacts.

## 画像



Anti-PTK9 antibody (ab115910) at 1 µg/ml +  
Rat brain lysate at 10 µg

**Predicted band size:** 40 kDa

Gel concentration: 12%

**Please note:** All products are "FOR RESEARCH USE ONLY AND ARE NOT INTENDED FOR DIAGNOSTIC OR THERAPEUTIC USE"

## Our Abpromise to you: Quality guaranteed and expert technical support

- Replacement or refund for products not performing as stated on the datasheet
- Valid for 12 months from date of delivery
- Response to your inquiry within 24 hours
- We provide support in Chinese, English, French, German, Japanese and Spanish
- Extensive multi-media technical resources to help you
- We investigate all quality concerns to ensure our products perform to the highest standards

If the product does not perform as described on this datasheet, we will offer a refund or replacement. For full details of the Abpromise, please visit <http://www.abcam.co.jp/abpromise> or contact our technical team.

## Terms and conditions

---

- Guarantee only valid for products bought direct from Abcam or one of our authorized distributors