


Product datasheet

Anti-ADCY7 antibody ab111244

画像数 2

製品の概要

製品名	Anti-ADCY7 antibody
製品の詳細	Rabbit polyclonal to ADCY7
由来種	Rabbit
アプリケーション	適用あり: IHC-P, ICC/IF
種交差性	交差種: Human 交差が予測される動物種: Mouse 
免疫原	Synthesized peptide derived from an internal region of Human ADCY7.
ポジティブ・コントロール	NIH3T3 cells; Human brain tissue.

製品の特性

製品の状態	Liquid
保存方法	Shipped at 4°C. Store at -20°C. Stable for 12 months at -20°C.
バッファー	pH: 7.40 Preservative: 0.02% Sodium azide Constituents: 50% Glycerol, PBS, 0.88% Sodium chloride
精製度	Immunogen affinity purified
ポリ/モノ	ポリクローナル
アイソタイプ	IgG

アプリケーション

Our [Abpromise guarantee](#) covers the use of **ab111244** in the following tested applications.

The application notes include recommended starting dilutions; optimal dilutions/concentrations should be determined by the end user.

アプリケーション	Abreviews	特記事項
IHC-P		1/50 - 1/100. Perform heat mediated antigen retrieval with citrate buffer pH 6 before commencing with IHC staining protocol.

アプリケーション	Abreviews	特記事項
ICC/IF		1/100 - 1/500.

## ターゲット情報

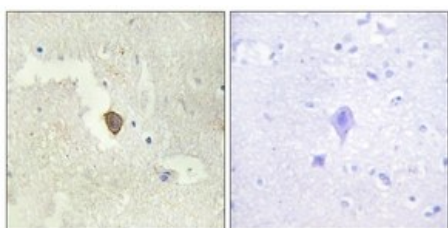
### 関連性

The membrane-bound adenylyl cyclases (ACs) represent one of the major families of effector enzymes for G protein-coupled receptors (GPCRs). Using the high inter-species homology of mammalian AC isoforms, nine Adenylyl cyclase (AC) isoforms, encoded by separate genes, have been identified until today. Human adenylyl cyclase genes comprise of 11 to 26 exons, which are distributed over 16 to 430kb. The expression profile of these 9 AC isoforms in a panel of 16 human tissues and in human embryonic kidney (HEK) cells have been demonstrated earlier. The cAMP synthesizing enzymes are found in two forms: cytosolic (soluble) and membrane-bound (particulate). Stimulation of adenylyl cyclases produce cAMP from ATP in response to the activation of GPCRs by various hormones, neurotransmitters and other regulatory molecules. cAMP, in subsequent steps down the signal transduction pathway, can stimulate cAMP-dependent protein kinase A (cPKA), and several other target molecules. Activation of cPKA can phosphorylate a broad range of substrates that regulate various metabolic pathways, gene expression, and affect memory functions etc. The stimulation of adenylyl cyclases starts with interactions with GPCRs mediated signals initiated by Gs and Gi heterotrimeric G-proteins. The interaction of GPCR agonist (eg. Interaction of isoprenaline to beta2 receptors) catalyses the exchange of GDP to GTP that is bound to G proteins. The GTP binding reduces the affinity of Gs to other GTP binding proteins and Gs-GTP complex stimulate the adenylyl cyclase. In last several years, new members of particulate and soluble adenylyl cyclase family have been identified and significant progress is made in understanding of the molecular mechanisms that underlie the regulation of these families of enzymes.

### 細胞内局在

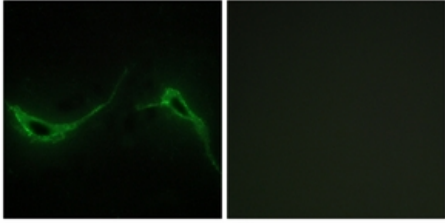
Integral membrane protein.

## 画像



Immunohistochemistry analysis of paraffin-embedded Human brain tissue, using 1/50 ab111244. The picture on the right is treated with the synthesized peptide

Immunohistochemistry (Formalin/PFA-fixed paraffin-embedded sections) - ADCY7 antibody (ab111244)



Immunofluorescence analysis of NIH-3T3 cells, using 1/100 ab111244. The picture on the right is treated with the synthesized peptide.

Immunocytochemistry/ Immunofluorescence -  
ADCY7 antibody (ab111244)

**Please note:** All products are "FOR RESEARCH USE ONLY AND ARE NOT INTENDED FOR DIAGNOSTIC OR THERAPEUTIC USE"

### **Our Abpromise to you: Quality guaranteed and expert technical support**

- Replacement or refund for products not performing as stated on the datasheet
- Valid for 12 months from date of delivery
- Response to your inquiry within 24 hours
- We provide support in Chinese, English, French, German, Japanese and Spanish
- Extensive multi-media technical resources to help you
- We investigate all quality concerns to ensure our products perform to the highest standards

If the product does not perform as described on this datasheet, we will offer a refund or replacement. For full details of the Abpromise, please visit <http://www.abcam.co.jp/abpromise> or contact our technical team.

### **Terms and conditions**

- Guarantee only valid for products bought direct from Abcam or one of our authorized distributors