



Product datasheet

Anti-ZNF342 antibody ab51265

★★★★☆ 1 Abreviews 2 References 画像数 3

製品の概要

製品名	Anti-ZNF342 antibody
製品の詳細	Rabbit polyclonal to ZNF342
由来種	Rabbit
アプリケーション	適用あり: WB, IHC-P
種交差性	交差種: Human
免疫原	Synthetic peptide within Human ZNF342 aa 421-470 (C terminal). The exact sequence is proprietary. Sequence: YACAQSSKLNRRHRMHGMPGSTRFECPHCHVPFGLRATLDKHLRQKHPE Database link: Q8WUU4  Run BLAST with  Run BLAST with
ポジティブ・コントロール	Jurkat cell lysate, Human kidney and stomach tissues.

製品の特性

製品の状態	Liquid
保存方法	Shipped at 4°C. Upon delivery aliquot and store at -20°C. Avoid freeze / thaw cycles.
バッファー	Preservative: None Constituents: 2% Sucrose, PBS
精製度	Immunogen affinity purified
ポリ/モノ	ポリクローナル
アイソタイプ	IgG

アプリケーション

Our [Abpromise guarantee](#) covers the use of **ab51265** in the following tested applications.

The application notes include recommended starting dilutions; optimal dilutions/concentrations should be determined by the end user.

アプリ ケーション	Abreviews	特記事項
--------------	-----------	------

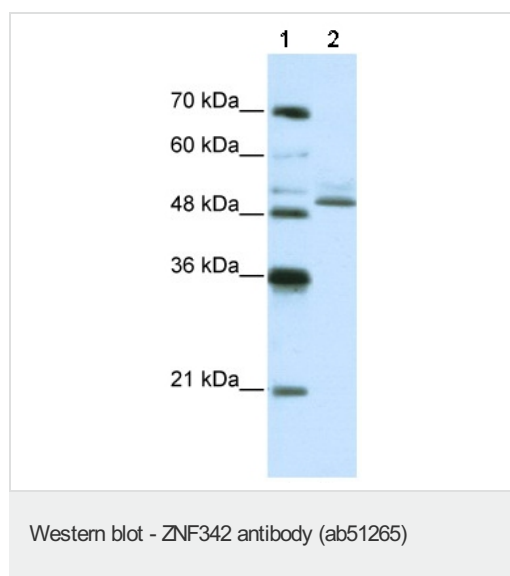
WB ★★★★★ Use a concentration of 0.125 µg/ml. Detects a band of approximately 50 kDa (predicted molecular weight: 50 kDa). Good results were obtained when blocked with 5% non-fat dry milk in 0.05% PBS-T.

IHC-P Use a concentration of 4 - 8 µg/ml.

ターゲット情報

機能	May be involved in transcriptional regulation.
配列類似性	Belongs to the krueppel C2H2-type zinc-finger protein family. Contains 6 C2H2-type zinc fingers.
細胞内局在	Nucleus.

画像



Lane 1 : Molecular weight markers

Lane 2 : Anti-ZNF342 antibody (ab51265) at 0.125 µg/ml

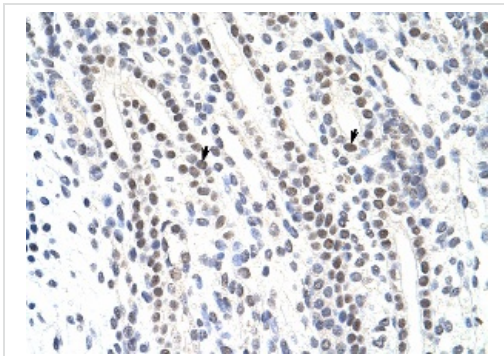
Lane 2 : Jurkat cell lysate at 10 µg

Secondary

Lane 2 : HRP conjugated anti-Rabbit IgG at 1/50000 dilution

Predicted band size: 50 kDa

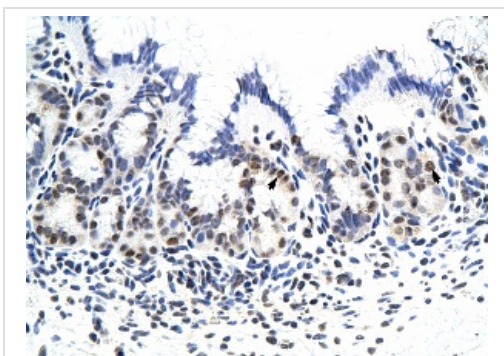
Observed band size: 50 kDa



Ab51265 at 8 µg/ml staining epithelial cells of renal tubules from paraffin embedded human kidney.

Immunohistochemistry (Paraffin-embedded sections)

- ZNF342 antibody (ab51265)



Ab51265 at 8 µg/ml staining epithelial cells of fundic gland from paraffin embedded human stomach.

Immunohistochemistry (Paraffin-embedded sections)

- ZNF342 antibody (ab51265)

Please note: All products are "FOR RESEARCH USE ONLY AND ARE NOT INTENDED FOR DIAGNOSTIC OR THERAPEUTIC USE"

Our Abpromise to you: Quality guaranteed and expert technical support

- Replacement or refund for products not performing as stated on the datasheet
- Valid for 12 months from date of delivery
- Response to your inquiry within 24 hours
- We provide support in Chinese, English, French, German, Japanese and Spanish
- Extensive multi-media technical resources to help you
- We investigate all quality concerns to ensure our products perform to the highest standards

If the product does not perform as described on this datasheet, we will offer a refund or replacement. For full details of the Abpromise, please visit <http://www.abcam.co.jp/abpromise> or contact our technical team.

Terms and conditions

- Guarantee only valid for products bought direct from Abcam or one of our authorized distributors