

## Product datasheet

# Anti-ZBTB5 antibody ab106562

画像数 3

### 製品の概要

製品名	Anti-ZBTB5 antibody
製品の詳細	Rabbit polyclonal to ZBTB5
由来種	Rabbit
特異性	ab106562 will recognize both isoforms of ZBTB5. This antibody is predicted to not cross-react with other ZBTB protein family members.
アプリケーション	<b>適用あり:</b> ICC/IF, WB, IHC-P
種交差性	<b>交差種:</b> Mouse, Rat, Human
免疫原	16 amino acid peptide designed near the C terminus of Human ZBTB5 (GenBank accession no. NP_055687).
ポジティブ・コントロール	Mouse brain tissue lysate.

### 製品の特性

製品の状態	Liquid
保存方法	Shipped at 4°C. Store at 4°C (stable for up to 12 months).
バッファー	Preservative: 0.02% Sodium Azide Constituents: PBS
精製度	Immunogen affinity purified
ポリ/モノ	ポリクローナル
アイソタイプ	IgG

### アプリケーション

Our [Abpromise guarantee](#) covers the use of **ab106562** in the following tested applications.

The application notes include recommended starting dilutions; optimal dilutions/concentrations should be determined by the end user.

アプリケーション	Abreviews	特記事項
ICC/IF		Use a concentration of 20 µg/ml.
WB		Use a concentration of 1 - 2 µg/ml. Predicted molecular weight: 74 kDa.

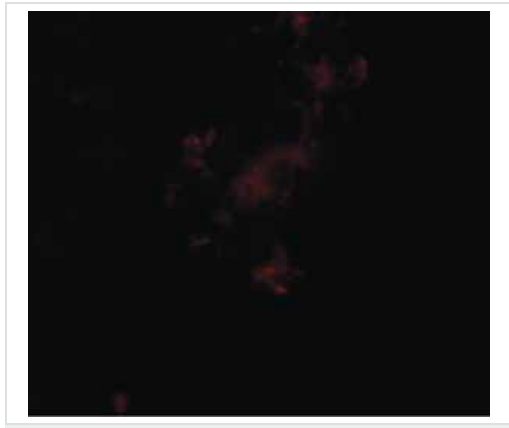
アプリケーション	Abreviews	特記事項
----------	-----------	------

IHC-P Use at an assay dependent concentration.

**ターゲット情報**

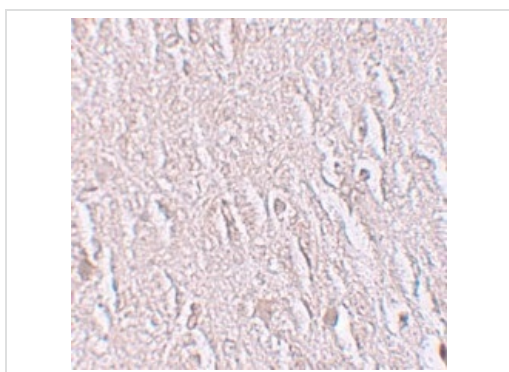
<b>機能</b>	May be involved in transcriptional regulation.
<b>配列類似性</b>	Contains 1 BTB (POZ) domain. Contains 2 C2H2-type zinc fingers.
<b>細胞内局在</b>	Nucleus.

**画像**



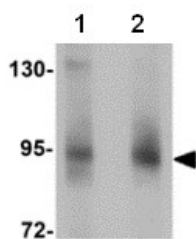
Immunofluorescence of ZBTB5 in Human brain tissue with ab106562 at 20 ug/mL.

Immunocytochemistry/ Immunofluorescence - Anti-ZBTB5 antibody (ab106562)



Immunohistochemistry of ZBTB5 in Human brain tissue with ab106562 at 2.5 µg/mL.

Immunohistochemistry (Formalin/PFA-fixed paraffin-embedded sections) - Anti-ZBTB5 antibody (ab106562)



Western blot - Anti-ZBTB5 antibody (ab106562)

**Lane 1** : Anti-ZBTB5 antibody (ab106562) at

1  $\mu\text{g/ml}$

**Lane 2** : Anti-ZBTB5 antibody (ab106562) at

2  $\mu\text{g/ml}$

**All lanes** : Mouse brain tissue lysate

Lysates/proteins at 15  $\mu\text{g}$  per lane.

**Predicted band size:** 74 kDa

**Please note:** All products are "FOR RESEARCH USE ONLY AND ARE NOT INTENDED FOR DIAGNOSTIC OR THERAPEUTIC USE"

### Our Abpromise to you: Quality guaranteed and expert technical support

- Replacement or refund for products not performing as stated on the datasheet
- Valid for 12 months from date of delivery
- Response to your inquiry within 24 hours
- We provide support in Chinese, English, French, German, Japanese and Spanish
- Extensive multi-media technical resources to help you
- We investigate all quality concerns to ensure our products perform to the highest standards

If the product does not perform as described on this datasheet, we will offer a refund or replacement. For full details of the Abpromise, please visit <http://www.abcam.co.jp/abpromise> or contact our technical team.

### Terms and conditions

- Guarantee only valid for products bought direct from Abcam or one of our authorized distributors