


Product datasheet

Anti-TGF alpha antibody ab112030

1 References [画像数 2](#)

製品の概要

製品名	Anti-TGF alpha antibody
製品の詳細	Rabbit polyclonal to TGF alpha
由来種	Rabbit
アプリケーション	<b>適用あり:</b> IHC-P
種交差性	<b>交差種:</b> Rat, Human <b>交差が予測される動物種:</b> Mouse, Rabbit, Cow, Chimpanzee, Macaque monkey, Gorilla, Orangutan 
免疫原	Synthetic peptide corresponding to Human TGF alpha aa 1-100 conjugated to Keyhole Limpet Haemocyanin (KLH). Database link: <a href="#">P01135</a>
ポジティブ・コントロール	This antibody gave a positive result in IHC in the following FFPE tissues: Human skin melanoma and Rat normal kidney.

製品の特性

製品の状態	Liquid
保存方法	Shipped at 4°C. Store at +4°C short term (1-2 weeks). Upon delivery aliquot. Store at -20°C or -80°C. Avoid freeze / thaw cycle.
バッファー	pH: 7.40 Preservative: 0.02% Sodium azide Constituent: PBS  Batches of this product that have a concentration < 1mg/ml may have BSA added as a stabilising agent. If you would like information about the formulation of a specific lot, please contact our scientific support team who will be happy to help.
精製度	Immunogen affinity purified
ポリモノ	ポリクローナル
アイソタイプ	IgG

アプリケーション

Our [Abpromise guarantee](#) covers the use of **ab112030** in the following tested applications.

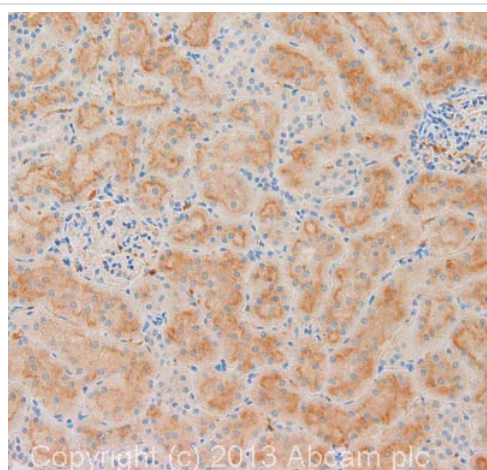
The application notes include recommended starting dilutions; optimal dilutions/concentrations should be determined by the end user.

アプリケーション	Abreviews	特記事項
IHC-P		Use a concentration of 1 - 5 µg/ml.

## ターゲット情報

機能	TGF alpha is a mitogenic polypeptide that is able to bind to the EGF receptor and to act synergistically with TGF beta to promote anchorage-independent cell proliferation in soft agar.
組織特異性	Isoform 1, isoform 3 and isoform 4 are expressed in keratinocytes and tumor-derived cell lines.
配列類似性	Contains 1 EGF-like domain.
細胞内局在	Cell membrane and Secreted > extracellular space.

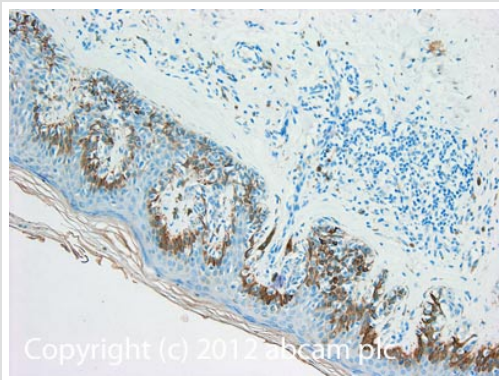
## 画像



Immunohistochemistry (Formalin/PFA-fixed paraffin-embedded sections) - Anti-TGF alpha antibody (ab112030)

IHC image of TGF alpha staining in Rat normal kidney formalin fixed paraffin embedded tissue section, performed on a Leica Bond™ system using the standard protocol F. The section was pre-treated using heat mediated antigen retrieval with sodium citrate buffer (pH6, epitope retrieval solution 1) for 20 mins. The section was then incubated with ab112030, 1µg/ml, for 15 mins at room temperature and detected using an HRP conjugated compact polymer system. DAB was used as the chromogen. The section was then counterstained with haematoxylin and mounted with DPX.

For other IHC staining systems (automated and non-automated) customers should optimize variable parameters such as antigen retrieval conditions, primary antibody concentration and antibody incubation times.



Immunohistochemistry (Formalin/PFA-fixed paraffin-embedded sections) - Anti-TGF alpha antibody (ab112030)

IHC image of TGF alpha staining in Human skin melanoma formalin fixed paraffin embedded tissue section, performed on a Leica Bond™ system using the standard protocol F. The section was pre-treated using heat mediated antigen retrieval with sodium citrate buffer (pH6, epitope retrieval solution 1) for 20 mins. The section was then incubated with ab112030, 1µg/ml, for 15 mins at room temperature and detected using an HRP conjugated compact polymer system. DAB was used as the chromogen. The section was then counterstained with haematoxylin and mounted with DPX.

For other IHC staining systems (automated and non-automated) customers should optimize variable parameters such as antigen retrieval conditions, primary antibody concentration and antibody incubation times.

**Please note:** All products are "FOR RESEARCH USE ONLY AND ARE NOT INTENDED FOR DIAGNOSTIC OR THERAPEUTIC USE"

### Our Abpromise to you: Quality guaranteed and expert technical support

- Replacement or refund for products not performing as stated on the datasheet
- Valid for 12 months from date of delivery
- Response to your inquiry within 24 hours
- We provide support in Chinese, English, French, German, Japanese and Spanish
- Extensive multi-media technical resources to help you
- We investigate all quality concerns to ensure our products perform to the highest standards

If the product does not perform as described on this datasheet, we will offer a refund or replacement. For full details of the Abpromise, please visit <http://www.abcam.co.jp/abpromise> or contact our technical team.

### Terms and conditions

- Guarantee only valid for products bought direct from Abcam or one of our authorized distributors