abcam

Product datasheet

# Anti-Cystatin-B antibody ab54566

**4 References** 画像数 3

## 製品の概要

| | |
|---|---|
| **製品名** | Anti-Cystatin-B antibody |
| **製品の詳細** | Mouse monoclonal to Cystatin-B |
| **由来種** | Mouse |
| **アプリケーション** | **適用あり:** WB, IHC-P, IHC-Fr, ICC/IF |
| **種交差性** | **交差種:** Human |
| **免疫原** | Recombinant full length protein: MMCGAPSATQ PATAETQHIA DQVRSQLEEK ENKKFPVFKA VSFKSQVVAG TNYFIKVHVG DEDFVHLRVF QSLPHENKPL TLSNYQTNKA KHDELTYF, corresponding to amino acids 1-297 of Human Stefin B<br>Run BLAST with ExPASy Run BLAST with NCBI |

## 製品の特性

| | |
|---|---|
| **製品の状態** | Liquid |
| **保存方法** | Shipped at 4°C. Upon delivery aliquot and store at -20°C or -80°C. Avoid repeated freeze / thaw cycles. |
| **バッファー** | Preservative: None<br>PBS, pH 7.2 |
| **精製度** | Protein G purified |
| **ポリ/モノ** | モノクローナル |
| **アイソタイプ** | IgG1 |
| **軽鎖の種類** | kappa |

## アプリケーション

**The Abpromise guarantee** Abpromise保証は、次のテスト済みアプリケーションにおけるab54566の使用に適用されます

アプリケーションノートには、推奨の開始希釈率がありますが、適切な希釈率につきましてはご検討ください。

| アプリケーション | Abreviews | 特記事項 |
|---|---|---|
| WB | | |

| アプリケーション | Abreviews | 特記事項 |
|---|---|---|
| IHC-P | | |
| IHC-Fr | | |
| ICC/IF | | |

**追加情報**

ICC/IF: Use at a concentration of 10 µg/ml.
IHC-P: Use at a concentration of 5 µg/ml.
IHC-Fr: Use at an assay dependent dilution (PMID 19188175).
WB: Use at a concentration of 1 - 5 µg/ml. Predicted molecular weight: 11 kDa.

Not yet tested in other applications.
Optimal dilutions/concentrations should be determined by the end user.

## ターゲット情報

**機能**

This is an intracellular thiol proteinase inhibitor. Tightly binding reversible inhibitor of cathepsins L, H and B.

**関連疾患**

Defects in CSTB are the cause of progressive myoclonic epilepsy type 1 (EPM1) [MIM:254800]. EPM1 is an autosomal recessive disorder characterized by severe, stimulus-sensitive myoclonus and tonic-clonic seizures. The onset, occurring between 6 and 13 years of age, is characterized by convulsions. Myoclonus begins 1 to 5 years later. The twitchings occur predominantly in the proximal muscles of the extremities and are bilaterally symmetrical, although asynchronous. At first small, they become late in the clinical course so violent that the victim is thrown to the floor. Mental deterioration and eventually dementia develop.

**配列類似性**

Belongs to the cystatin family.

**細胞内局在**

Cytoplasm. Nucleus.

## 画像

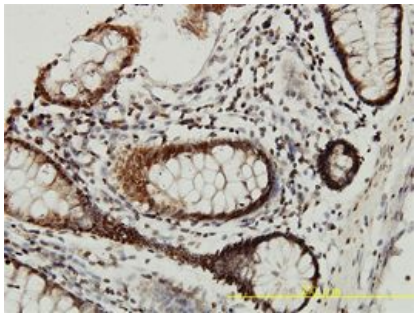

Immunohistochemistry (Formalin/PFA-fixed paraffin-embedded sections) - Anti-Stefin B antibody (ab54566)

Stefin B antibody (ab54566) used in immunohistochemistry at 5ug/ml on formalin fixed and paraffin embedded human colon tissue.

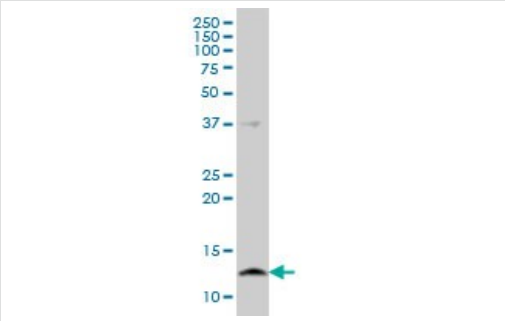


Western blot - Anti-Stefin B antibody (ab54566)

Stefin B antibody (ab54566) at 1ug/lane + A-431 cell lysate at 25ug/lane.

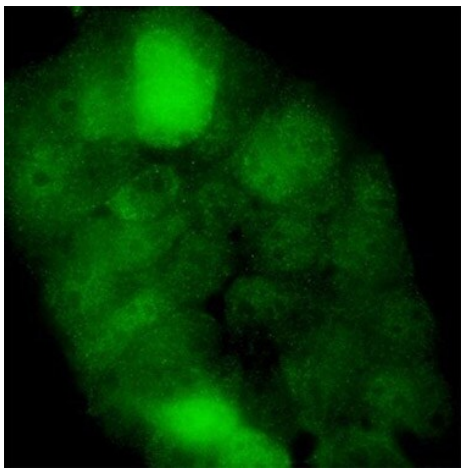

Immunocytochemistry/ Immunofluorescence - Anti-Stefin B antibody (ab54566)

ab54566 at 10 µg/ml staining Stefin B in A-431 cells by Immunocytochemistry / Immunofluorescence.

**Please note:** All products are "FOR RESEARCH USE ONLY. NOT FOR USE IN DIAGNOSTIC PROCEDURES"

## Our Abpromise to you: Quality guaranteed and expert technical support

- Replacement or refund for products not performing as stated on the datasheet
- Valid for 12 months from date of delivery
- Response to your inquiry within 24 hours
- We provide support in Chinese, English, French, German, Japanese and Spanish
- Extensive multi-media technical resources to help you
- We investigate all quality concerns to ensure our products perform to the highest standards

If the product does not perform as described on this datasheet, we will offer a refund or replacement. For full details of the Abpromise, please visit **https://www.abcam.co.jp/abpromise** or contact our technical team.

## Terms and conditions

- Guarantee only valid for products bought direct from Abcam or one of our authorized distributors