

## Product datasheet

# Anti-SMCHD1 antibody ab122555

★★★★★ 2 Abreviews 2 References 画像数 3

### 製品の概要

製品名	Anti-SMCHD1 antibody
製品の詳細	Rabbit polyclonal to SMCHD1
アプリケーション	適用あり: IHC-P, WB, ICC/IF
種交差性	交差種: Human
免疫原	antigen sequence: DNGRGMSTKQ LNNWAVYRLS KFTRQGDFES DHSGYVRPVP VPRSLNSDIS YFGVGGKQAV FFGQSARMI SKPADSQDVH ELVLSKED, corresponding to N terminal amino acids 184-271 of Human SMCHD1. <a href="#">Run BLAST with ExPASy</a> <a href="#">Run BLAST with NCBI</a>
ポジティブ・コントロール	U 251 MG cell lysates; Human testis tissue.

### 製品の特性

製品の状態	Liquid
保存方法	Shipped at 4°C. Upon delivery aliquot and store at -20°C. Avoid freeze / thaw cycles.
バッファー	pH: 7.20 Preservative: 0.02% Sodium azide Constituents: 59% PBS, 40% Glycerol
精製度	Immunogen affinity purified
ポリ/モノ	ポリクローナル
アイソタイプ	IgG

### アプリケーション

Our [Abpromise guarantee](#) covers the use of **ab122555** in the following tested applications.

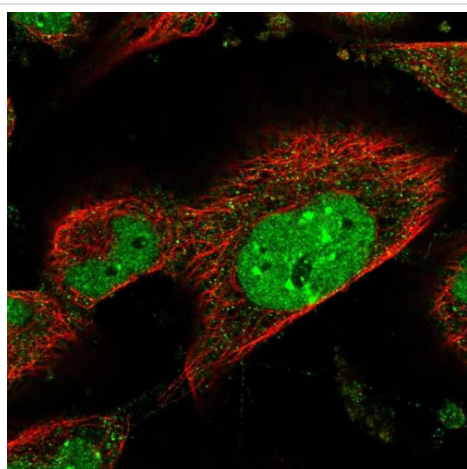
The application notes include recommended starting dilutions; optimal dilutions/concentrations should be determined by the end user.

アプリケーション	Abreviews	特記事項
IHC-P		1/50 - 1/200. Perform heat mediated antigen retrieval with citrate buffer pH 6 before commencing with IHC staining protocol.

アプリケーション	Abreviews	特記事項
WB	★★★★☆	1/250 - 1/500.
ICC/IF	★★★★★	Use a concentration of 1 - 4 µg/ml. Recommend PFA Fixation and Triton X-100 treatment

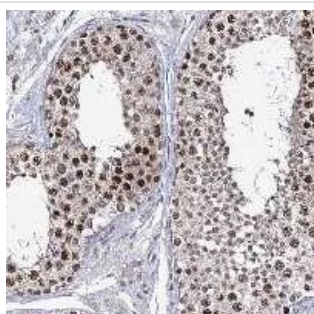
## ターゲット情報

## 画像



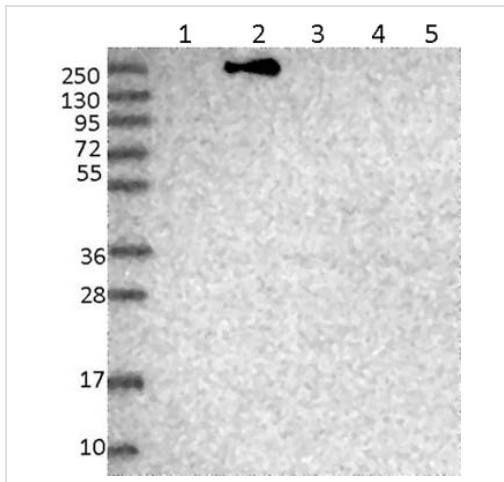
Immunofluorescent staining of Human cell line U-251 MG shows positivity in nucleus but not nucleoli. Recommended concentration of ab122555 1-4 µg/ml. Cells treated with PFA/Triton X-100.

Immunocytochemistry/ Immunofluorescence - Anti-SMCHD1 antibody (ab122555)



ab122555, at 1/50 dilution, staining SMCHD1 in Paraffin Embedded Human testis tissue by Immunohistochemistry.

Immunohistochemistry (Formalin/PFA-fixed paraffin-embedded sections) - Anti-SMCHD1 antibody (ab122555)



Western blot - Anti-SMCHD1 antibody (ab122555)

**All lanes :** Anti-SMCHD1 antibody  
(ab122555) at 1/250 dilution

**Lane 1 :** RT 4 cell lysate

**Lane 2 :** U 251 MG cell lysate

**Lane 3 :** Human Plasma lysate

**Lane 4 :** Human liver lysate

**Lane 5 :** Human tonsil lysate

**Please note:** All products are "FOR RESEARCH USE ONLY AND ARE NOT INTENDED FOR DIAGNOSTIC OR THERAPEUTIC USE"

### Our Abpromise to you: Quality guaranteed and expert technical support

- Replacement or refund for products not performing as stated on the datasheet
- Valid for 12 months from date of delivery
- Response to your inquiry within 24 hours
- We provide support in Chinese, English, French, German, Japanese and Spanish
- Extensive multi-media technical resources to help you
- We investigate all quality concerns to ensure our products perform to the highest standards

If the product does not perform as described on this datasheet, we will offer a refund or replacement. For full details of the Abpromise, please visit <http://www.abcam.co.jp/abpromise> or contact our technical team.

### Terms and conditions

- Guarantee only valid for products bought direct from Abcam or one of our authorized distributors