


Product datasheet

Anti-SIRT7 antibody ab78977

★★★★☆ 3 Abreviews 1 References 画像数 2

製品の概要

製品名	Anti-SIRT7 antibody
製品の詳細	Rabbit polyclonal to SIRT7
アプリケーション	適用あり: WB, IHC-P
種交差性	交差種: Mouse, Human 交差が予測される動物種: Rat, Cow, Pig 
免疫原	A mixture of synthetic peptides corresponding to amino acids 35-51 and 361-377 of Human SIRT7. Run BLAST with ExPASy Run BLAST with NCBI
ポジティブ・コントロール	Kidney tissue.

製品の特性

製品の状態	Liquid
保存方法	Shipped at 4°C. Upon delivery aliquot and store at -20°C. Avoid freeze / thaw cycles.
バッファー	Preservative: 0.05% Sodium azide Constituents: PBS, 0.05% BSA
精製度	Protein G purified
ポリ/モノ	ポリクローナル
アイソタイプ	IgG

アプリケーション

Our [Abpromise guarantee](#) covers the use of **ab78977** in the following tested applications.

The application notes include recommended starting dilutions; optimal dilutions/concentrations should be determined by the end user.

アプリケーション	Abreviews	特記事項
WB	★★★★☆	Use a concentration of 1 - 3 µg/ml. Predicted molecular weight: 45 kDa.
IHC-P	★★★★☆	Use a concentration of 5 µg/ml.

ターゲット情報

機能

NAD-dependent protein deacetylase that specifically mediates deacetylation of histone H3 at 'Lys-18' (H3K18Ac). In contrast to other histone deacetylases, displays selectivity for a single histone mark, H3K18Ac, directly linked to control of gene expression. H3K18Ac is mainly present around the transcription start site of genes and has been linked to activation of nuclear hormone receptors. SIRT7 thereby acts as a transcription repressor. Moreover, H3K18 hypoacetylation has been reported as a marker of malignancy in various cancers and seems to maintain the transformed phenotype of cancer cells. These data suggest that SIRT7 may play a key role in oncogenic transformation by suppresses expression of tumor suppressor genes by locus-specific deacetylation of H3K18Ac at promoter regions. Also required to restore the transcription of ribosomal RNA (rRNA) at the exit from mitosis: promotes the association of RNA polymerase I with the rDNA promoter region and coding region. Stimulates transcription activity of the RNA polymerase I complex. May also deacetylate p53/TP53 and promotes cell survival, however such data need additional confirmation.

配列類似性

Belongs to the sirtuin family. Class IV subfamily.
Contains 1 deacetylase sirtuin-type domain.


翻訳後修飾

Phosphorylated during mitosis.

細胞内局在

Cytoplasm. Nucleus, nucleolus. Located close to the nuclear membrane when in the cytoplasm. Associated with chromatin. Associated with rDNA promoter and transcribed region. Associated with nucleolar organizer regions during mitosis.

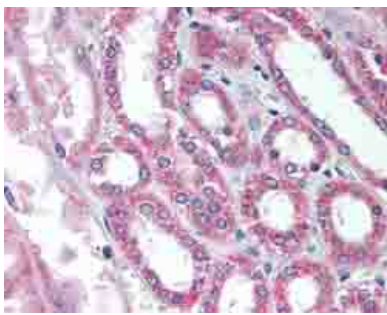
Anti-SIRT7 antibody 画像



Immunohistochemistry (Formalin/PFA-fixed paraffin-embedded sections) - Anti-SIRT7 antibody (ab78977)

This image is courtesy of an anonymous Abreview

ab78977 staining SIRT7 in Mouse brain tissue sections by Immunohistochemistry (IHC-P - paraformaldehyde-fixed, paraffin-embedded sections). Tissue was fixed with paraformaldehyde, permeabilized with 0.3% triton X-100 and blocked with 3% BSA for 2 hours at 25°C; antigen retrieval was by heat mediation in 0.1M citrate buffer containing 0.05% triton X-100. Samples were incubated with primary antibody (1/1000 in 1% BSA containing 0.1% triton X-100) for 16 hours at 4°C. A Cy3®-conjugated Goat anti-rabbit IgG polyclonal (1/1000) was used as the secondary antibody.



ab78977 at 5µg/ml staining SIRT7 in kidney tissue.

Immunohistochemistry (Formalin/PFA-fixed paraffin-embedded sections) - SIRT7 antibody (ab78977)

Please note: All products are "FOR RESEARCH USE ONLY AND ARE NOT INTENDED FOR DIAGNOSTIC OR THERAPEUTIC USE"

Our Abpromise to you: Quality guaranteed and expert technical support

- Replacement or refund for products not performing as stated on the datasheet
- Valid for 12 months from date of delivery
- Response to your inquiry within 24 hours

- We provide support in Chinese, English, French, German, Japanese and Spanish
- Extensive multi-media technical resources to help you
- We investigate all quality concerns to ensure our products perform to the highest standards

If the product does not perform as described on this datasheet, we will offer a refund or replacement. For full details of the Abpromise, please visit <http://www.abcam.co.jp/abpromise> or contact our technical team.

Terms and conditions

- Guarantee only valid for products bought direct from Abcam or one of our authorized distributors