

Product datasheet

Anti-PSMD11 antibody ab66346

★★★★★ 4 Abreviews 2 References 画像数 3

製品の概要

製品名	Anti-PSMD11 antibody
製品の詳細	Rabbit polyclonal to PSMD11
アプリケーション	適用あり: IHC-Fr, IP, WB, ELISA, IHC-P
種交差性	交差種: Mouse, Rat, Dog, Human, Zebrafish 交差が予測される動物種: Rabbit, Horse, Chicken, Guinea pig, Cow, Cat, Saccharomyces cerevisiae ▲
免疫原	A region within synthetic peptide: CVAQASKNRS LADFEKALTD YRAELRDDPI ISTHLAKLYD NLLEQNLIRV, corresponding to C terminal amino acids 289-338 of Human PSMD11 Run BLAST with ExPASy Run BLAST with NCBI
ポジティブ・コントロール	Fetal brain lysate. Human kidney tissue.

製品の特性

製品の状態	Liquid
保存方法	Shipped at 4°C. Upon delivery aliquot and store at -20°C. Avoid freeze / thaw cycles.
バッファー	Preservative: None Constituents: 2% Sucrose, PBS
精製度	Protein A purified
ポリモノ	ポリクローナル
アイソタイプ	IgG

アプリケーション

Our [Abpromise guarantee](#) covers the use of **ab66346** in the following tested applications.

The application notes include recommended starting dilutions; optimal dilutions/concentrations should be determined by the end user.


アプリケーション	Abreviews	特記事項
IHC-Fr	★★★★★	Use at an assay dependent concentration.

アプリ ケーション	Abreviews	特記事項
IP	★★★★☆	Use at an assay dependent concentration.
WB	★★★★★	Use a concentration of 5 µg/ml. Detects a band of approximately 38 kDa (predicted molecular weight: 47 kDa). Good results were obtained when blocked with 5% non-fat dry milk in 0.05% PBS-T.
ELISA		Use at an assay dependent concentration. Titre using peptide based assay: 1/312500.
IHC-P	★★★★★	Use a concentration of 4 - 8 µg/ml.

ターゲット情報

機能	Component of the lid subcomplex of the 26S proteasome, a multiprotein complex involved in the ATP-dependent degradation of ubiquitinated proteins. In the complex, PSMD11 is required for proteasome assembly. Plays a key role in increased proteasome activity in embryonic stem cells (ESCs): its high expression in ESCs promotes enhanced assembly of the 26S proteasome, followed by higher proteasome activity.
組織特異性	Highly expressed in embryonic stem cells (ESCs). Expression decreases as ESCs differentiate.
配列類似性	Belongs to the proteasome subunit S9 family. Contains 1 PCI domain.
翻訳後修飾	Phosphorylated by AMPK.
細胞内局在	Nucleus. Cytoplasm > cytosol.

画像



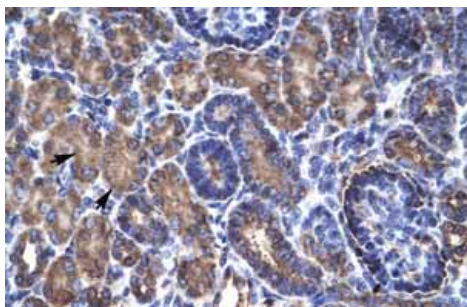
Anti-PSMD11 antibody (ab66346) at 5 µg/ml
+ Fetal brain lysate at 10 µg

Secondary

HRP conjugated anti-Rabbit IgG at 1/50000
dilution

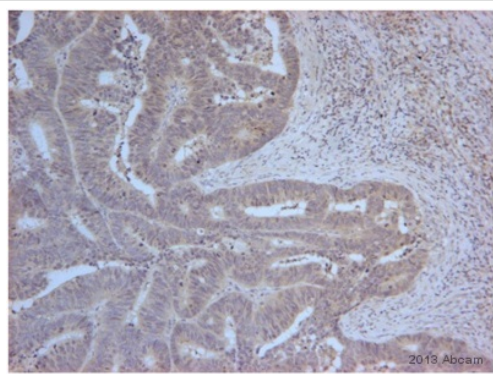
Predicted band size : 47 kDa

Observed band size : 38 kDa



Immunohistochemistry of Human kidney lysate tissue at an antibody concentration of 4-8µg/ml using anti-PSMD11 antibody (ab66346)

Immunohistochemistry (Formalin/PFA-fixed paraffin-embedded sections) - Anti-PSMD11 antibody (ab66346)



ab66346 staining PSMD11 in Human colorectal cancer tissue sections by Immunohistochemistry (IHC-P - paraformaldehyde-fixed, paraffin-embedded sections). Tissue was fixed with formaldehyde and blocked with 1.5% serum for 10 minutes at 16°C; antigen retrieval was by heat mediation. Samples were incubated with primary antibody (1/25 in 1.5% Normal Horse serum) for 2 hours at 16°C. An undiluted Biotin-conjugated Human pan-specific polyclonal was used as the secondary antibody.

Immunohistochemistry (Formalin/PFA-fixed paraffin-embedded sections) - Anti-PSMD11 antibody (ab66346)

This image is courtesy of an Abreview submitted by Lucy Scaife

Please note: All products are "FOR RESEARCH USE ONLY AND ARE NOT INTENDED FOR DIAGNOSTIC OR THERAPEUTIC USE"

Our Abpromise to you: Quality guaranteed and expert technical support

- Replacement or refund for products not performing as stated on the datasheet
- Valid for 12 months from date of delivery
- Response to your inquiry within 24 hours
- We provide support in Chinese, English, French, German, Japanese and Spanish
- Extensive multi-media technical resources to help you
- We investigate all quality concerns to ensure our products perform to the highest standards

If the product does not perform as described on this datasheet, we will offer a refund or replacement. For full details of the Abpromise, please visit <http://www.abcam.co.jp/abpromise> or contact our technical team.

Terms and conditions

- Guarantee only valid for products bought direct from Abcam or one of our authorized distributors