


Product datasheet

Anti-PGP9.5 antibody - Neuronal Marker ab10410

★★★★★ 1 Abreviews 3 References 画像数 2

製品の概要

製品名	Anti-PGP9.5 antibody - Neuronal Marker
製品の詳細	Guinea pig polyclonal to PGP9.5 - Neuronal Marker
由来種	Guinea pig
アプリケーション	適用あり: IHC-Fr, IHC-P, IHC-FoFr, ICC/IF
種交差性	交差種: Mouse, Rat, Human 交差が予測される動物種: Macaque monkey 
免疫原	Synthetic peptide: GASSEDTLKDAAKVCL , corresponding to amino acids 175-191 of soluble cytoplasmic protein PGP9.5, human. Run BLAST with Run BLAST with
ポジティブ・コントロール	IF: DU145 cell line

製品の特性

製品の状態	Liquid
保存方法	Shipped at 4°C. Upon delivery aliquot and store at -20°C or -80°C. Avoid repeated freeze / thaw cycles.
バッファー	Preservative: 0.05% Sodium Azide Constituents: Whole Serum
精製度	Whole antiserum
ポリ/モノ	ポリクローナル
アイソタイプ	IgG

アプリケーション

Our [Abpromise guarantee](#) covers the use of **ab10410** in the following tested applications.

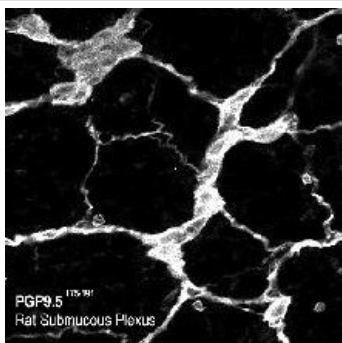
The application notes include recommended starting dilutions; optimal dilutions/concentrations should be determined by the end user.

アプリケーション	Abreviews	特記事項
IHC-Fr		1/50 - 1/500.
IHC-P	★★★★★	Use at an assay dependent concentration. Perform heat mediated antigen retrieval with citrate buffer pH 6 before commencing with IHC staining protocol.
IHC-FoFr		1/50 - 1/500.
ICC/IF		1/200.

ターゲット情報

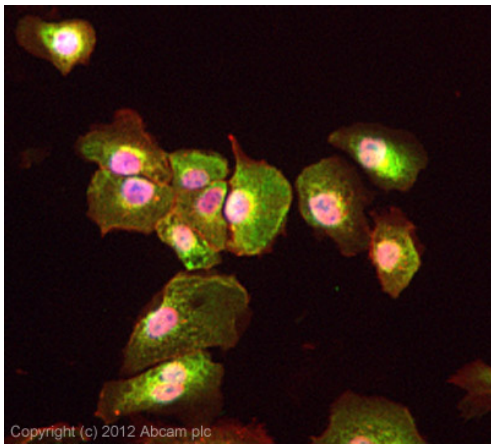
機能	Ubiquitin-protein hydrolase involved both in the processing of ubiquitin precursors and of ubiquitinated proteins. This enzyme is a thiol protease that recognizes and hydrolyzes a peptide bond at the C-terminal glycine of ubiquitin. Also binds to free monoubiquitin and may prevent its degradation in lysosomes. The homodimer may have ATP-independent ubiquitin ligase activity.
組織特異性	Found in neuronal cell bodies and processes throughout the neocortex (at protein level). Expressed in neurons and cells of the diffuse neuroendocrine system and their tumors. Weakly expressed in ovary. Down-regulated in brains from Parkinson disease and Alzheimer disease patients.
関連疾患	Parkinson disease 5 Neurodegeneration with optic atrophy, childhood-onset
配列類似性	Belongs to the peptidase C12 family.
翻訳後修飾	O-glycosylated.
細胞内局在	Cytoplasm. Endoplasmic reticulum membrane. About 30% of total UCHL1 is associated with membranes in brain.

画像



ab10410, at a dilution of 1/500, staining PGP9.5 in rat submucous plexus by Immunohistochemistry (PFA perfusion fixed frozen sections).

Immunohistochemistry (PFA perfusion fixed frozen sections) - Anti-PGP9.5 antibody - Neuronal Marker (ab10410)



Immunocytochemistry/ Immunofluorescence - Anti-PGP9.5 antibody - Neuronal Marker (ab10410)

ICC/IF image of ab10410 stained DU145 cells. The cells were 4% paraformaldehyde fixed (10 min) and then incubated in 1%BSA / 10% normal goat serum / 0.3M glycine in 0.1% PBS-Tween for 1h to permeabilise the cells and block non-specific protein-protein interactions. The cells were then incubated with the antibody (ab10410, 1/200 dilution) overnight at +4°C. The secondary antibody (green) was ab96959, DyLight® 488 goat anti-guinea pig IgG (H+L) used at a 1/250 dilution for 1h. Alexa Fluor® 594 WGA was used to label plasma membranes (red) at a 1/200 dilution for 1h. DAPI was used to stain the cell nuclei (blue) at a concentration of 1.43µM.

Please note: All products are "FOR RESEARCH USE ONLY AND ARE NOT INTENDED FOR DIAGNOSTIC OR THERAPEUTIC USE"

Our Abpromise to you: Quality guaranteed and expert technical support

- Replacement or refund for products not performing as stated on the datasheet
- Valid for 12 months from date of delivery
- Response to your inquiry within 24 hours
- We provide support in Chinese, English, French, German, Japanese and Spanish
- Extensive multi-media technical resources to help you
- We investigate all quality concerns to ensure our products perform to the highest standards

If the product does not perform as described on this datasheet, we will offer a refund or replacement. For full details of the Abpromise, please visit <http://www.abcam.co.jp/abpromise> or contact our technical team.

Terms and conditions

- Guarantee only valid for products bought direct from Abcam or one of our authorized distributors