

## Product datasheet

# Anti-PDLIM5 antibody ab83060

1 References [画像数 7](#)

### 製品の概要

製品名	Anti-PDLIM5 antibody
製品の詳細	Rabbit polyclonal to PDLIM5
由来種	Rabbit
アプリケーション	適用あり: WB
種交差性	交差種: Human 交差が予測される動物種: Mouse, Rat, Rabbit, Horse, Guinea pig, Cow, Dog
免疫原	Synthetic peptide corresponding to a region within N terminal amino acids 2 - 51 (SNYSVSLVGP APWGFRLQGG KDFNMPLTIS SLKDGGKAAQ ANVRIGDVVL) of human PDLIM5 (NP_006448). <a href="#">Run BLAST with ExPASy</a> <a href="#">Run BLAST with NCBI</a>
ポジティブ・コントロール	HepG2 cell lysate

### 製品の特性

製品の状態	Liquid
保存方法	Shipped at 4°C. Upon delivery aliquot and store at -20°C. Avoid repeated freeze / thaw cycles.
バッファー	Preservative: None Constituents: 2% Sucrose, PBS
精製度	Immunogen affinity purified
特記事項(精製)	ab83060 is purified by a peptide affinity chromatography method.
ポリモノ	ポリクローナル
アイソタイプ	IgG

### アプリケーション

Our [Abpromise guarantee](#) covers the use of **ab83060** in the following tested applications.

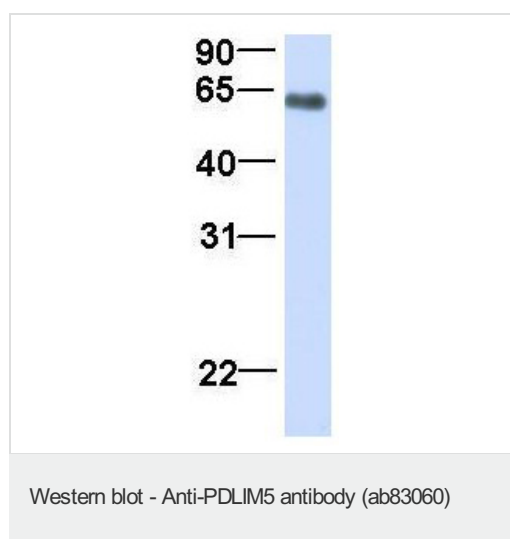
The application notes include recommended starting dilutions; optimal dilutions/concentrations should be determined by the end user.

アプリケーション	Abreviews	特記事項
WB		Use a concentration of 1 µg/ml. Predicted molecular weight: 64 kDa. Good results were obtained when blocked with 5% non-fat dry milk in 0.05% PBS-T.

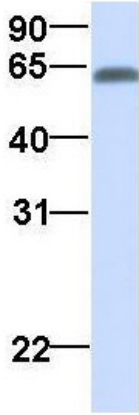
## ターゲット情報

<b>機能</b>	May play an important role in the heart development by scaffolding PKC to the Z-disk region. May play a role in the regulation of cardiomyocyte expansion. Overexpression promotes the development of heart hypertrophy. Contributes to the regulation of dendritic spine morphogenesis in neurons. May restrain postsynaptic growth of excitatory synapses.
<b>組織特異性</b>	Heart and skeletal muscle specific. Expression is commonly increased in the brain of patients with bipolar disorder, schizophrenia, and major depression.
<b>配列類似性</b>	Contains 3 LIM zinc-binding domains. Contains 1 PDZ (DHR) domain.
<b>細胞内局在</b>	Cell junction > synapse > postsynaptic cell membrane > postsynaptic density. Cell junction > synapse > synaptosome. Cytoplasm. Detected both at presynaptic and postsynaptic sites.

## 画像




Western blot analysis of Human fetal lung tissue lysate labeling PDLIM5 with ab83060 at 1.0µg/ml.



Western blot analysis of Human fetal liver tissue lysate labeling PDLIM5 with ab83060 at 1.0µg/ml.

Western blot - Anti-PDLIM5 antibody (ab83060)



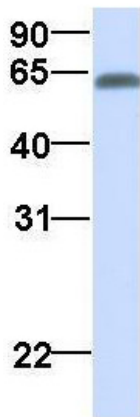
Western blot analysis of Human fetal heart tissue lysate labeling PDLIM5 with ab83060 at 1.0µg/ml.

Western blot - Anti-PDLIM5 antibody (ab83060)



Western blot analysis of Human fetal brain tissue lysate labeling PDLIM5 with ab83060 at 1.0µg/ml.

Western blot - Anti-PDLIM5 antibody (ab83060)



Western blot analysis of Human adult placenta tissue lysate labeling PDLIM5 with ab83060 at 1.0µg/ml.

Western blot - Anti-PDLIM5 antibody (ab83060)



Anti-PDLIM5 antibody (ab83060) at 1 µg/ml (in 5% skim milk / PBS buffer) + HepG2 cell lysate at 10 µg

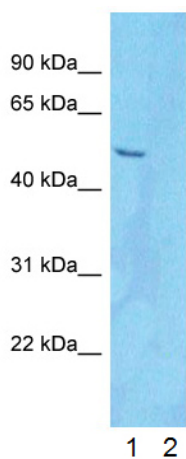
**Secondary**

HRP conjugated anti-Rabbit IgG at 1/50000 dilution

**Predicted band size:** 64 kDa

**Observed band size:** 64 kDa

Western blot - PDLIM5 antibody (ab83060)



**All lanes :** Anti-PDLIM5 antibody (ab83060) at 1 µg/ml

**Lane 1 :** HepG2

**Lane 2 :** HepG2 with blocking peptide at 5 µg/ml

Lysates/proteins at 25 µg per lane.

**Predicted band size:** 64 kDa

Western blot - Anti-PDLIM5 antibody (ab83060)

**Please note:** All products are "FOR RESEARCH USE ONLY AND ARE NOT INTENDED FOR DIAGNOSTIC OR THERAPEUTIC USE"

## **Our Abpromise to you: Quality guaranteed and expert technical support**

---

- Replacement or refund for products not performing as stated on the datasheet
- Valid for 12 months from date of delivery
- Response to your inquiry within 24 hours
  
- We provide support in Chinese, English, French, German, Japanese and Spanish
- Extensive multi-media technical resources to help you
- We investigate all quality concerns to ensure our products perform to the highest standards

If the product does not perform as described on this datasheet, we will offer a refund or replacement. For full details of the Abpromise, please visit <http://www.abcam.co.jp/abpromise> or contact our technical team.

## **Terms and conditions**

---

- Guarantee only valid for products bought direct from Abcam or one of our authorized distributors