

Product datasheet

Anti-IL4 antibody [EPR1118Y] ab62351

リコンビナント RabMAb®

画像数 3

製品の概要

製品名	Anti-IL4 antibody [EPR1118Y]
製品の詳細	Rabbit monoclonal [EPR1118Y] to IL4
由来種	Rabbit
アプリケーション	適用あり: Flow Cyt, WB, ICC/IF 適用なし: IHC-P or IP
種交差性	交差種: Human
免疫原	Synthetic peptide within Human IL4 aa 50-150. The exact sequence is proprietary.
ポジティブ・コントロール	Human tonsil lysate
特記事項	Mouse, Rat: We have preliminary internal testing data to indicate this antibody may not react with these species. Please contact us for more information. Our RabMAb® technology is a patented hybridoma-based technology for making rabbit monoclonal antibodies. For details on our patents, please refer to RabMAb® patents This product is a recombinant rabbit monoclonal antibody.

製品の特性

製品の状態	Liquid
保存方法	Shipped at 4°C. Upon delivery aliquot and store at -20°C. Avoid freeze / thaw cycles.
バッファー	PBS 49%, Sodium azide 0.01%, Glycerol 50%, BSA 0.05%
精製度	Tissue culture supernatant
ポリ/モノ	モノクローナル
クローン名	EPR1118Y
アイソタイプ	IgG

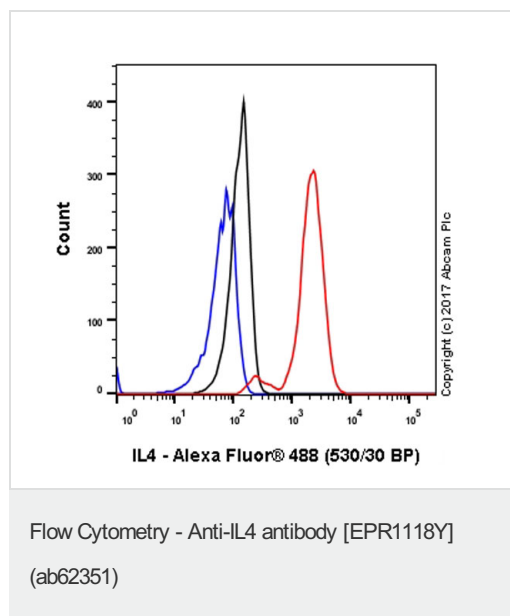
アプリケーション

Our [Abpromise guarantee](#) covers the use of **ab62351** in the following tested applications.

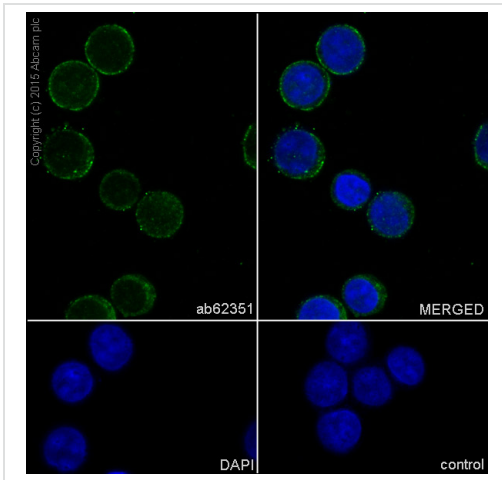
The application notes include recommended starting dilutions; optimal dilutions/concentrations should be determined by the end user.

アプリケーション	Abreviews	特記事項
Flow Cyt		Use at an assay dependent concentration.
WB		1/1000 - 1/2000. Predicted molecular weight: 17 kDa.
ICC/IF		1/500.
追加情報		Is unsuitable for IHC-P or IP.
ターゲット情報		
機能	Participates in at least several B-cell activation processes as well as of other cell types. It is a costimulator of DNA-synthesis. It induces the expression of class II MHC molecules on resting B-cells. It enhances both secretion and cell surface expression of IgE and IgG1. It also regulates the expression of the low affinity Fc receptor for IgE (CD23) on both lymphocytes and monocytes.	
関連疾患	Genetic variations in IL4 may be a cause of susceptibility to ischemic stroke (ISCHSTR) [MIM:601367]; also known as cerebrovascular accident or cerebral infarction. A stroke is an acute neurologic event leading to death of neural tissue of the brain and resulting in loss of motor, sensory and/or cognitive function. Ischemic strokes, resulting from vascular occlusion, is considered to be a highly complex disease consisting of a group of heterogeneous disorders with multiple genetic and environmental risk factors.	
配列類似性	Belongs to the IL-4/IL-13 family.	
細胞内局在	Secreted.	

画像



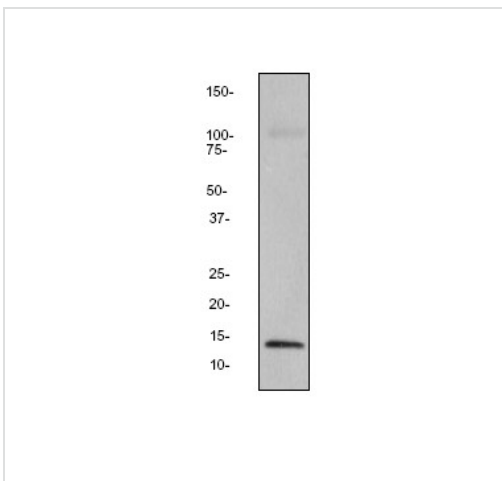
Flow Cytometry analysis of Ramos (human Burkitt's lymphoma) cells labeling IL4 with unpurified ab62351 at 1/150 dilution (10ug/ml) (red). Cells were fixed with 4% paraformaldehyde and permeabilised with 90% methanol. A Goat anti rabbit IgG (Alexa Fluor® 488)(1/2000 dilution) was used as the secondary antibody. Rabbit monoclonal IgG (Black) was used as the isotype control, cells without incubation with primary antibody and secondary antibody (Blue) were used as the unlabeled control.



Immunocytochemistry/Immunofluorescence analysis of RAMOS (human Burkitt's lymphoma) labelling IL4 with purified ab62351 at 1/500. Cells were fixed with 100% methanol. An Alexa Fluor® 488-conjugated goat anti-rabbit IgG (1/1000) was used as the secondary antibody (Ab150077). Nuclei counterstained with DAPI (blue).

Control: PBS only

Immunocytochemistry/ Immunofluorescence - Anti-IL4 antibody [EPR1118Y] (ab62351)



Anti-IL4 antibody [EPR1118Y] (ab62351) at 1/2000 dilution + Human tonsil lysate at 10 µg

Secondary

goat anti rabbit HRP at 1/2000 dilution

Predicted band size: 17 kDa

Observed band size: 14 kDa

Western blot - Anti-IL4 antibody [EPR1118Y] (ab62351)

Please note: All products are "FOR RESEARCH USE ONLY AND ARE NOT INTENDED FOR DIAGNOSTIC OR THERAPEUTIC USE"

Our Abpromise to you: Quality guaranteed and expert technical support

- Replacement or refund for products not performing as stated on the datasheet
- Valid for 12 months from date of delivery
- Response to your inquiry within 24 hours
- We provide support in Chinese, English, French, German, Japanese and Spanish
- Extensive multi-media technical resources to help you
- We investigate all quality concerns to ensure our products perform to the highest standards

If the product does not perform as described on this datasheet, we will offer a refund or replacement. For full details of the Abpromise, please visit <http://www.abcam.co.jp/abpromise> or contact our technical team.

Terms and conditions

- Guarantee only valid for products bought direct from Abcam or one of our authorized distributors