

Product datasheet

Anti-IGFBP4 antibody ab83846

★★★★☆ 2 Abreviews 2 References 画像数 5

製品の概要

製品名	Anti-IGFBP4 antibody
製品の詳細	Rabbit polyclonal to IGFBP4
由来種	Rabbit
アプリケーション	適用あり: ICC/IF, WB, IHC-P
種交差性	交差種: Mouse, Human 交差が予測される動物種: Rat, Sheep, Rabbit, Goat, Horse, Chicken, Guinea pig, Cow, Cat, Dog, Pig
免疫原	Synthetic peptide corresponding to a region within internal sequence amino acids 180-229 (RALERLAASQ SRTHEDLYII PIPNCDRNGN FHPKQCHPAL DGQRGKCWCV) of human IGFBP4 (NP_001543). Run BLAST with ExPASy Run BLAST with NCBI
ポジティブ・コントロール	Fetal brain lysate.

製品の特性

製品の状態	Liquid
保存方法	Shipped at 4°C. Upon delivery aliquot and store at -20°C. Avoid repeated freeze / thaw cycles.
バッファー	Preservative: None Constituents: 2% Sucrose, PBS
精製度	Immunogen affinity purified
特記事項(精製)	ab83846 is purified by a peptide affinity chromatography method.
ポリ/モノ	ポリクローナル
アイソタイプ	IgG

アプリケーション

Our [Abpromise guarantee](#) covers the use of **ab83846** in the following tested applications.


The application notes include recommended starting dilutions; optimal dilutions/concentrations should be determined by the end user.

アプリケーション	Abreviews	特記事項
ICC/IF		Use at an assay dependent concentration. PubMed: 23660500
WB		Use a concentration of 1 µg/ml. Predicted molecular weight: 28 kDa. Good results were obtained when blocked with 5% non-fat dry milk in 0.05% PBS-T.
IHC-P	★★★★☆	Use a concentration of 5 µg/ml.

ターゲット情報

機能	IGF-binding proteins prolong the half-life of the IGFs and have been shown to either inhibit or stimulate the growth promoting effects of the IGFs on cell culture. They alter the interaction of IGFs with their cell surface receptors.
配列類似性	Contains 1 IGFBP N-terminal domain. Contains 1 thyroglobulin type-1 domain.
細胞内局在	Secreted.

画像



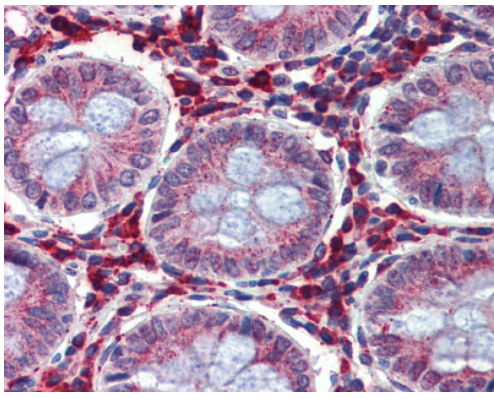
Anti-IGFBP4 antibody (ab83846) at 1 µg/ml + fetal brain lysate at 10 µg

Secondary

HRP conjugated anti-Rabbit IgG at 1/50000 dilution

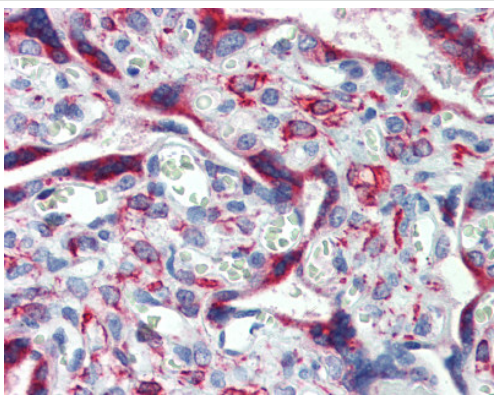
Predicted band size: 28 kDa

Observed band size: 28 kDa



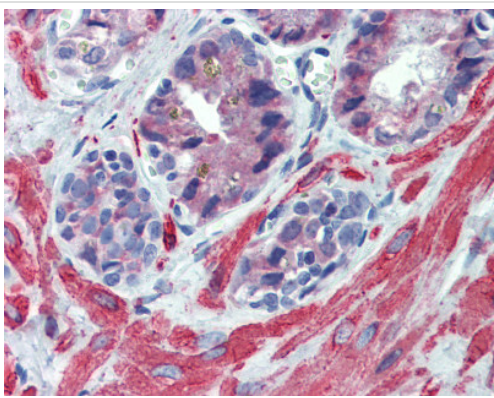
Immunohistochemistry (Formalin/PFA-fixed paraffin-embedded sections) - Anti-IGFBP4 antibody (ab83846)

ab83846 at 5 μ g/ml staining IGFBP1 in Human colon tissue by Immunohistochemistry (Formalin/PFA-fixed paraffin-embedded sections).



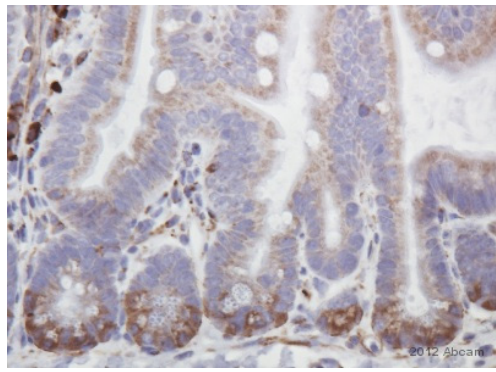
Immunohistochemistry (Formalin/PFA-fixed paraffin-embedded sections) - Anti-IGFBP4 antibody (ab83846)

ab83846 at 5 μ g/ml staining IGFBP1 in Human placenta tissue by Immunohistochemistry (Formalin/PFA-fixed paraffin-embedded sections)



Immunohistochemistry (Formalin/PFA-fixed paraffin-embedded sections) - Anti-IGFBP4 antibody (ab83846)

ab83846 at 5 μ g/ml staining IGFBP1 in Human prostate tissue by Immunohistochemistry (Formalin/PFA-fixed paraffin-embedded sections)



Immunohistochemistry (Formalin/PFA-fixed paraffin-embedded sections) - Anti-IGFBP4 antibody (ab83846)

This image is courtesy of an anonymous Abreview

Immunohistochemical analysis of mouse small intestine tissue, staining IGFBP4 with ab83846.

Tissue was fixed with formaldehyde and blocked with 5% BSA for 1 hour at 25°C; antigen retrieval was by heat mediation in Tris/EDTA buffer (pH 8). Samples were incubated with primary antibody (1/200 in PBS-T) for 12 hours at 4°C. An AlexaFluor®555-conjugated donkey anti-rabbit polyclonal IgG (1/500) was used as the secondary antibody.

Please note: All products are "FOR RESEARCH USE ONLY AND ARE NOT INTENDED FOR DIAGNOSTIC OR THERAPEUTIC USE"

Our Abpromise to you: Quality guaranteed and expert technical support

- Replacement or refund for products not performing as stated on the datasheet
- Valid for 12 months from date of delivery
- Response to your inquiry within 24 hours
- We provide support in Chinese, English, French, German, Japanese and Spanish
- Extensive multi-media technical resources to help you
- We investigate all quality concerns to ensure our products perform to the highest standards

If the product does not perform as described on this datasheet, we will offer a refund or replacement. For full details of the Abpromise, please visit <http://www.abcam.co.jp/abpromise> or contact our technical team.

Terms and conditions

- Guarantee only valid for products bought direct from Abcam or one of our authorized distributors