abcam

Product datasheet

Herkinorin, mu opioid agonist ab120147

4 References 画像数 2

製品の概要

製品名	Herkinorin, mu opioid agonist
製品の詳細	Non-internalising μ opioid agonist
生理活性の詳細	Selective μ opioid receptor agonist derived from the plant product, salvinorin A (**ab120084**). Does not promote the recruitment of beta-arrestin-2 or lead to receptor internalization.
CAS 番号	862073-77-6
構造式	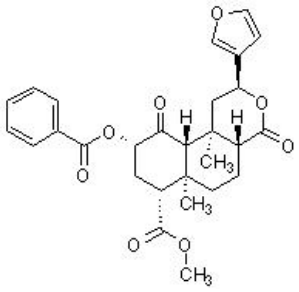

製品の特性

体系名	(2*S*,4a*R*,6a*R*,7*R*,9*S*,10a*S*,10b*R*)-Methyl 9-(benzoyloxy)-2-(furan-3-yl)-dodecahydro-6a,10b-dimethyl-4,10-dioxo-1*H*-benzo[*f*]isochromene-7-carboxylate
分子量	494.53
分子式	$C_{28}H_{30}O_8$
PubChem 登録番号	11431898
保存方法	Store at +4°C. Store under desiccating conditions. The product can be stored for up to 12 months.
溶解性	Soluble in DMSO to 100 mM
使用に関する注意	Wherever possible, you should prepare and use solutions on the same day. However, if you need to make up stock solutions in advance, we recommend that you store the solution as aliquots in tightly sealed vials at -20°C. Generally, these will be useable for up to one month. Before use, and prior to opening the vial we recommend that you allow your product to equilibrate to room temperature for at least 1 hour. Need more advice on solubility, usage and handling? Please visit our **frequently asked questions (FAQ) page** for more details.

SMILES 線形表記	O=C(OC)[C@@H]5C[C@H](OC(=O)c1ccccc1)C(=O)[C@H]2[C@@]5(C)CC[C@H]3C(=O)O[C@@H](C[C@]23C)c4ccoc4
由来	Synthetic

画像

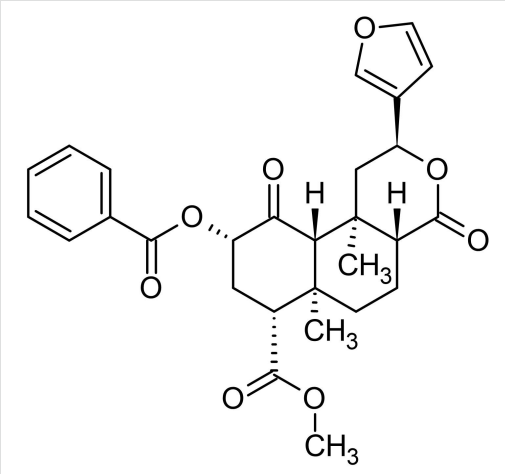

Chemical Structure - Herkinorin, mu opioid agonist (ab120147)

2D chemical structure image of ab120147, Herkinorin, mu opioid agonist

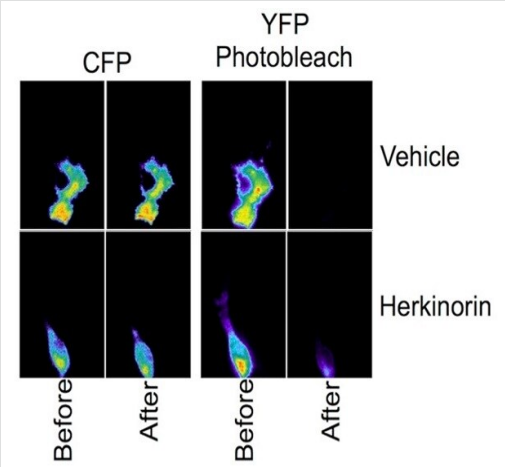

Immunocytochemistry/ Immunofluorescence - Herkinorin, mu opioid agonist (ab120147)

Image from Rowan, Matthew P et al., PLOS One., 9(4): e93688. Fig 1 A and D.; doi: 10.1371/journal.pone.0093688 Reproduced under the Creative Commons license http://creativecommons.org/licenses/by/4.0/

Primary sensory neurons treated with vehicle (0.1% DMSO) (top panel) and 10 µM of ab120147 for 15 minutes (bottom panel) revealed no significant difference in CFP emission. It does not recruit β-arrestin2 to MOPr in primary sensory neurons.

Please note: All products are "FOR RESEARCH USE ONLY. NOT FOR USE IN DIAGNOSTIC PROCEDURES, NOT FOR USE IN HUMANS"

Our Abpromise to you: Quality guaranteed and expert technical support

- Replacement or refund for products not performing as stated on the datasheet

- Valid for 12 months from date of delivery
- Response to your inquiry within 24 hours
- We provide support in Chinese, English, French, German, Japanese and Spanish
- Extensive multi-media technical resources to help you
- We investigate all quality concerns to ensure our products perform to the highest standards

If the product does not perform as described on this datasheet, we will offer a refund or replacement. For full details of the Abpromise, please visit **https://www.abcam.co.jp/abpromise** or contact our technical team.

Terms and conditions

- Guarantee only valid for products bought direct from Abcam or one of our authorized distributors
- Abcam biochemicals are novel compounds and we have not tested their biological activity in house. Please use the literature to identify how to use these products effectively. If you require further assistance please contact the scientific support team