

Product datasheet

Anti-Hamartin antibody ab111981

画像数 3

製品の概要

製品名	Anti-Hamartin antibody
製品の詳細	Goat polyclonal to Hamartin
由来種	Goat
アプリケーション	適用あり: ELISA, WB, IHC-P
種交差性	交差種: Human 交差が予測される動物種: Mouse, Rat, Dog
免疫原	Synthetic peptide: QLHIMDYNETHHEH by a Cysteine residue linker, corresponding to C terminal amino acids 1150-1163 of Human Hamartin. <div style="text-align: right;"> Run BLAST with Run BLAST with </div>
ポジティブ・コントロール	Human liver and uterus tissues; Human brain lysate.

製品の特性

製品の状態	Liquid
保存方法	Shipped at 4°C. Upon delivery aliquot and store at -20°C. Avoid repeated freeze / thaw cycles.
バッファー	pH: 7.30 Preservative: 0.02% Sodium azide Constituents: 99% Tris buffered saline, 0.5% BSA
精製度	Protein G purified
ポリモノ	ポリクローナル
アイソタイプ	IgG

アプリケーション

Our [Abpromise guarantee](#) covers the use of **ab111981** in the following tested applications.

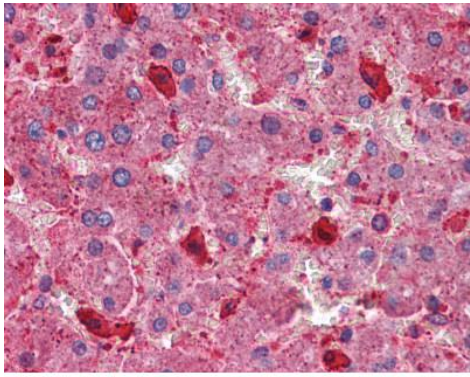
The application notes include recommended starting dilutions; optimal dilutions/concentrations should be determined by the end user.

アプリケーション	Abreviews	特記事項
ELISA		1/128000.
WB		Use a concentration of 0.1 - 0.3 µg/ml. Predicted molecular weight: 130 kDa.
IHC-P		Use a concentration of 3.75 µg/ml.

ターゲット情報

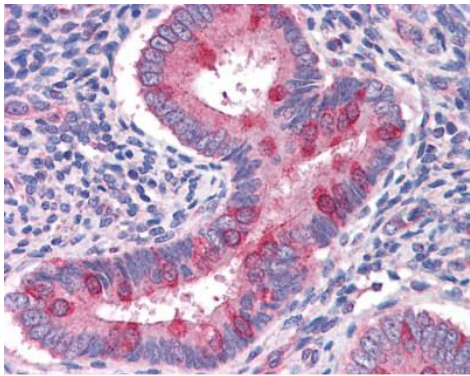
機能	In complex with TSC2, inhibits the nutrient-mediated or growth factor-stimulated phosphorylation of S6K1 and EIF4EBP1 by negatively regulating mTORC1 signaling. Seems not to be required for TSC2 GAP activity towards RHEB. Implicated as a tumor suppressor. Involved in microtubule-mediated protein transport, but this seems to be due to unregulated mTOR signaling.
組織特異性	Highly expressed in skeletal muscle, followed by heart, brain, placenta, pancreas, lung, liver and kidney. Also expressed in embryonic kidney cells.
関連疾患	<p>Defects in TSC1 are the cause of tuberous sclerosis type 1 (TSC1) [MIM:191100]. It is an autosomal dominant multi-system disorder that affects especially the brain, kidneys, heart, and skin. TSC1 is characterized by hamartomas (benign overgrowths predominantly of a cell or tissue type that occurs normally in the organ) and hamartias (developmental abnormalities of tissue combination). Clinical symptoms can range from benign hypopigmented macules of the skin to profound mental retardation with intractable seizures to premature death from a variety of disease-associated causes.</p> <p>Defects in TSC1 may be a cause of focal cortical dysplasia of Taylor balloon cell type (FCDBC) [MIM:607341]. FCDBC is a subtype of cortical displasias linked to chronic intractable epilepsy. Cortical dysplasias display a broad spectrum of structural changes, which appear to result from changes in proliferation, migration, differentiation, and apoptosis of neuronal precursors and neurons during cortical development.</p>
ドメイン	The C-terminal putative coiled-coil domain is necessary for interaction with TSC2.
翻訳後修飾	Phosphorylation at Ser-505 does not affect interaction with TSC2. Phosphorylated upon DNA damage, probably by ATM or ATR.
細胞内局在	Cytoplasm. Membrane. At steady state found in association with membranes.

画像




ab111981, at 3.75µg/ml, staining Hamartin in Formalin-fixed, Paraffin-embedded Human Liver tissue by Immunohistochemistry.

Immunohistochemistry (Formalin/PFA-fixed paraffin-embedded sections) - Anti-Hamartin antibody (ab111981)



ab111981, at 3.75µg/ml, staining Hamartin in Formalin-fixed, Paraffin-embedded Human Uterus tissue by Immunohistochemistry.

Immunohistochemistry (Formalin/PFA-fixed paraffin-embedded sections) - Anti-Hamartin antibody (ab111981)



Anti-Hamartin antibody (ab111981) at 0.1 µg/ml + Human Brain lysate (in RIPA buffer) at 35 µg

Developed using the ECL technique.

Predicted band size: 130 kDa

Western blot - Anti-Hamartin antibody (ab111981)

Please note: All products are "FOR RESEARCH USE ONLY AND ARE NOT INTENDED FOR DIAGNOSTIC OR THERAPEUTIC USE"

Our Abpromise to you: Quality guaranteed and expert technical support

- Replacement or refund for products not performing as stated on the datasheet
- Valid for 12 months from date of delivery
- Response to your inquiry within 24 hours

- We provide support in Chinese, English, French, German, Japanese and Spanish
- Extensive multi-media technical resources to help you
- We investigate all quality concerns to ensure our products perform to the highest standards

If the product does not perform as described on this datasheet, we will offer a refund or replacement. For full details of the Abpromise, please visit <http://www.abcam.co.jp/abpromise> or contact our technical team.

Terms and conditions

- Guarantee only valid for products bought direct from Abcam or one of our authorized distributors