


Product datasheet

Anti-HSD3B2 antibody ab80500

1 References [画像数 2](#)

製品の概要

製品名	Anti-HSD3B2 antibody
製品の詳細	Rabbit polyclonal to HSD3B2
由来種	Rabbit
アプリケーション	<b>適用あり:</b> ICC/IF, WB
種交差性	<b>交差種:</b> Human <b>交差が予測される動物種:</b> Rat, Sheep, Goat, Horse, Cow, Cat, Dog, Chimpanzee, Macaque monkey 
免疫原	Synthetic peptide corresponding to Human HSD3B2 aa 2-51 (N terminal). Sequence: GWSCLVTGAGLLGQRIVRLLVEEKELKEIRALDKAFRPELREEFSKLQN <a href="#">Run BLAST with</a> <a href="#">Run BLAST with</a>
ポジティブ・コントロール	293T cell lysate.

製品の特性

製品の状態	Liquid
保存方法	Shipped at 4°C. Upon delivery aliquot and store at -20°C or -80°C. Avoid repeated freeze / thaw cycles.
バッファー	Preservative: None Constituents: 2% Sucrose, PBS
精製度	Immunogen affinity purified
ポリモノ	ポリクローナル
アイソタイプ	IgG

アプリケーション

Our [Abpromise guarantee](#) covers the use of **ab80500** in the following tested applications.

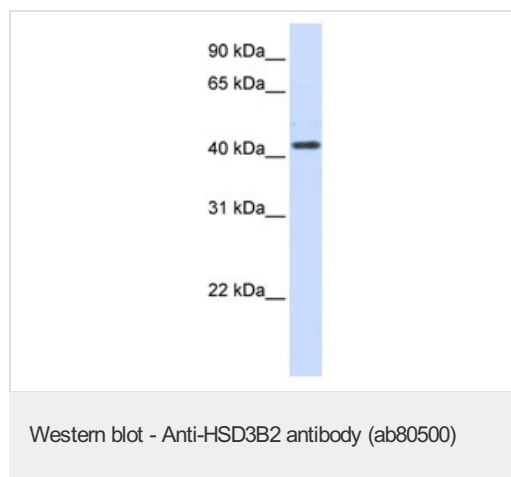
The application notes include recommended starting dilutions; optimal dilutions/concentrations should be determined by the end user.

アプリケーション	Abreviews	特記事項
ICC/IF		Use a concentration of 5 µg/ml.
WB		Use a concentration of 1 µg/ml. Predicted molecular weight: 42 kDa. Good results were obtained when blocked with 5% non-fat dry milk in 0.05% PBS-T.

## ターゲット情報

機能	3-beta-HSD is a bifunctional enzyme, that catalyzes the oxidative conversion of Delta(5)-ene-3-beta-hydroxy steroid, and the oxidative conversion of ketosteroids. The 3-beta-HSD enzymatic system plays a crucial role in the biosynthesis of all classes of hormonal steroids.
組織特異性	Expressed in adrenal gland, testis and ovary.
パスウェイ	Lipid metabolism; steroid biosynthesis.
関連疾患	Defects in HSD3B2 are the cause of adrenal hyperplasia type 2 (AH2) [MIM:201810]. AH2 is a form of congenital adrenal hyperplasia, a common recessive disease due to defective synthesis of cortisol. Congenital adrenal hyperplasia is characterized by androgen excess leading to ambiguous genitalia in affected females, rapid somatic growth during childhood in both sexes with premature closure of the epiphyses and short adult stature. Four clinical types: 'salt wasting' (SW, the most severe type), 'simple virilizing' (SV, less severely affected patients), with normal aldosterone biosynthesis, 'non-classic form' or late onset (NC or LOAH), and 'cryptic' (asymptomatic). In AH2, virilization is much less marked or does not occur. AH2 is frequently lethal in early life. Note=Mild HSD3B2 deficiency in hyperandrogenic females is associated with characteristic traits of polycystic ovary syndrome, such as insulin resistance and luteinizing hormone hypersecretion.
配列類似性	Belongs to the 3-beta-HSD family.
細胞内局在	Endoplasmic reticulum membrane. Mitochondrion membrane.

## 画像

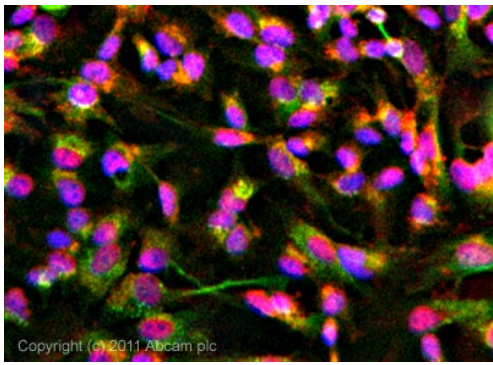


Anti-HSD3B2 antibody (ab80500) at 1 µg/ml +  
293T cell lysate at 10 µg

### Secondary

HRP conjugated anti-Rabbit IgG at 1/50000  
dilution

**Predicted band size: 42 kDa**



Immunocytochemistry/ Immunofluorescence - Anti-HSD3B2 antibody (ab80500)

ICC/IF image of ab80500 stained HepG2 cells. The cells were 100% methanol fixed (5 min) and then incubated in 1%BSA / 10% normal goat serum / 0.3M glycine in 0.1% PBS-Tween for 1h to permeabilise the cells and block non-specific protein-protein interactions. The cells were then incubated with the antibody (ab80500, 5µg/ml) overnight at +4°C. The secondary antibody (green) was ab96899, DyLight® 488 goat anti-rabbit IgG (H+L) used at a 1/250 dilution for 1h. Alexa Fluor® 594 WGA was used to label plasma membranes (red) at a 1/200 dilution for 1h. DAPI was used to stain the cell nuclei (blue) at a concentration of 1.43µM.

**Please note:** All products are "FOR RESEARCH USE ONLY AND ARE NOT INTENDED FOR DIAGNOSTIC OR THERAPEUTIC USE"

### Our Abpromise to you: Quality guaranteed and expert technical support

- Replacement or refund for products not performing as stated on the datasheet
- Valid for 12 months from date of delivery
- Response to your inquiry within 24 hours
- We provide support in Chinese, English, French, German, Japanese and Spanish
- Extensive multi-media technical resources to help you
- We investigate all quality concerns to ensure our products perform to the highest standards

If the product does not perform as described on this datasheet, we will offer a refund or replacement. For full details of the Abpromise, please visit <http://www.abcam.co.jp/abpromise> or contact our technical team.

### Terms and conditions

- Guarantee only valid for products bought direct from Abcam or one of our authorized distributors