

## Product datasheet

# Anti-FRMPD3 antibody ab91527

画像数 3

### 製品の概要

製品名	Anti-FRMPD3 antibody
製品の詳細	Rabbit polyclonal to FRMPD3
由来種	Rabbit
アプリケーション	<b>適用あり:</b> ICC/IF, WB, ELISA, IHC-P
種交差性	<b>交差種:</b> Mouse, Human
免疫原	An 18 amino acid peptide from near the center of Human FRMPD3 (UniProt Q5JV73).
ポジティブ・コントロール	Jurkat cell lysate

### 製品の特性

製品の状態	Liquid
保存方法	Shipped at 4°C. Store at +4°C.
バッファー	Preservative: 0.02% Sodium Azide Constituents: PBS
精製度	Immunogen affinity purified
特記事項(精製)	Affinity chromatography purified via peptide column
ポリモノ	ポリクローナル
アイソタイプ	IgG

### アプリケーション

Our [Abpromise guarantee](#) covers the use of **ab91527** in the following tested applications.

The application notes include recommended starting dilutions; optimal dilutions/concentrations should be determined by the end user.

アプリケーション	Abreviews	特記事項
ICC/IF		Use a concentration of 20 µg/ml.
WB		Use a concentration of 2 µg/ml. Predicted molecular weight: 199 kDa.
ELISA		Use at an assay dependent concentration.

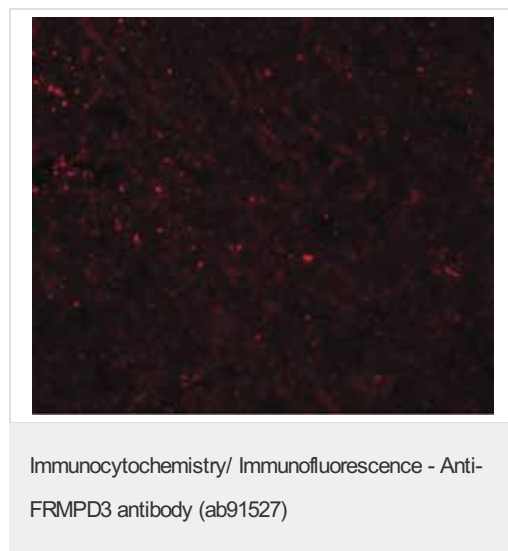
アプリケーション	Abreviews	特記事項
IHC-P		Use at an assay dependent concentration.

## ターゲット情報

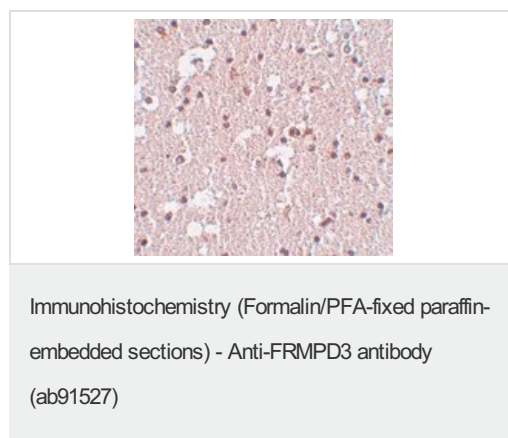
**関連性** The FERM and PDZ domain containing (FRMPD) protein family consists of four proteins that contain a FERM (Four-point-one, erzin, radixin, moesin) domain and at least one PDZ (PSD-95/Discs large/Zonula-occludens-1) domain. Unlike other members of the FRMPD family, FRMPD3 has no known function. It is most similar to FRMPD4, which is highly expressed in multiple regions of the brain and enriched in the postsynaptic density (PSD) fractions, it is possible that FRMPD3 also interacts with other PDZ domain-containing proteins in neural cells.

**細胞内局在** Cytoskeleton (Inferred from electronic annotation)

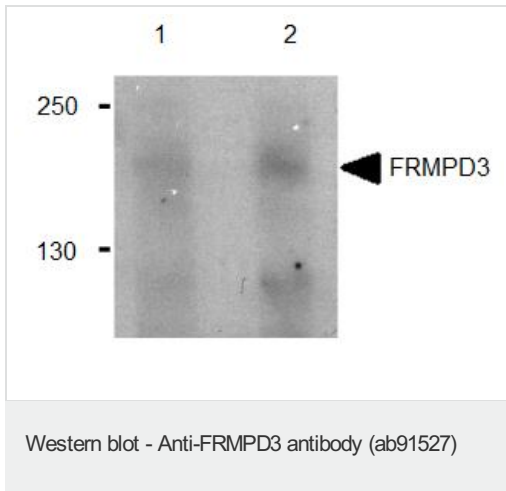
## 画像



Immunofluorescence of FRMPD3 in rat brain tissue with ab91527 at 20 ug/mL.



Immunohistochemistry of Human brain tissue with ab91527 at 5 µg/mL.



**Lane 1** : Anti-FRMPD3 antibody (ab91527) at

1  $\mu\text{g/ml}$

**Lane 2** : Anti-FRMPD3 antibody (ab91527) at

2  $\mu\text{g/ml}$

**All lanes** : Jurkat cell lysate

Lysates/proteins at 15  $\mu\text{g}$  per lane.

**Predicted band size:** 199 kDa

**Please note:** All products are "FOR RESEARCH USE ONLY AND ARE NOT INTENDED FOR DIAGNOSTIC OR THERAPEUTIC USE"

### Our Abpromise to you: Quality guaranteed and expert technical support

- Replacement or refund for products not performing as stated on the datasheet
- Valid for 12 months from date of delivery
- Response to your inquiry within 24 hours
- We provide support in Chinese, English, French, German, Japanese and Spanish
- Extensive multi-media technical resources to help you
- We investigate all quality concerns to ensure our products perform to the highest standards

If the product does not perform as described on this datasheet, we will offer a refund or replacement. For full details of the Abpromise, please visit <http://www.abcam.co.jp/abpromise> or contact our technical team.

### Terms and conditions

- Guarantee only valid for products bought direct from Abcam or one of our authorized distributors