


Product datasheet

Anti-Estrogen Receptor alpha antibody [SP1], prediluted ab27595

RabMAb

14 References 画像数 3

製品の概要

製品名	Anti-Estrogen Receptor alpha antibody [SP1], prediluted
製品の詳細	Rabbit monoclonal [SP1] to Estrogen Receptor alpha, prediluted
由来種	Rabbit
特異性	ab27595 recognises estrogen receptor alpha (ER).
アプリケーション	適用あり: IHC-FoFr, WB, IHC-P
種交差性	交差種: Mouse, Human 交差が予測される動物種: Pig 
免疫原	Synthetic peptide corresponding to Human Estrogen Receptor alpha. Synthetic peptide derived from C-terminal of human estrogen receptor alpha.
ポジティブ・コントロール	Breast carcinomas

製品の特性

製品の状態	Prediluted
保存方法	Shipped at 4°C. Store at +4°C.
バッファー	pH: 7.60 Preservative: 0.1% Sodium azide Constituents: 0.605% Tris, 1% BSA, Tissue culture supernatant
精製度	Tissue culture supernatant
ポリ/モノ	モノクローナル
クローン名	SP1
アイソタイプ	IgG

アプリケーション

Our [Abpromise guarantee](#) covers the use of **ab27595** in the following tested applications.

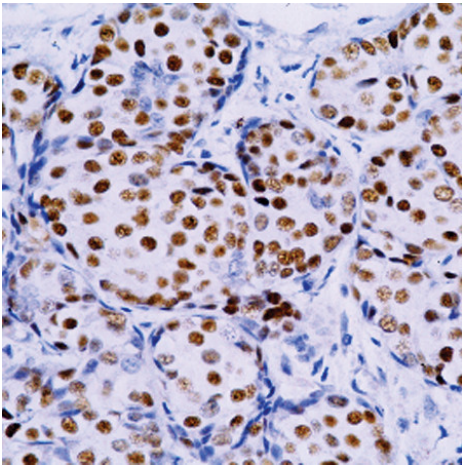
The application notes include recommended starting dilutions; optimal dilutions/concentrations should be determined by the end user.

アプリケーション	Abreviews	特記事項
IHC-FoFr		Use at an assay dependent concentration. PubMed: 29403069
WB		Use at an assay dependent concentration.
IHC-P		<p>Use at an assay dependent concentration. Perform heat mediated antigen retrieval before commencing with IHC staining protocol.</p> <p>USE NEAT. Boil tissue section in 10mM citrate buffer, pH 6.0 for 10 min followed by cooling at room temperature for 20 min.</p>

ターゲット情報

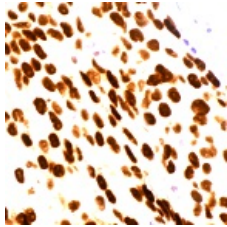
機能	Nuclear hormone receptor. The steroid hormones and their receptors are involved in the regulation of eukaryotic gene expression and affect cellular proliferation and differentiation in target tissues. Can activate the transcriptional activity of TFF1.
配列類似性	Belongs to the nuclear hormone receptor family. NR3 subfamily. Contains 1 nuclear receptor DNA-binding domain.
ドメイン	Composed of three domains: a modulating N-terminal domain, a DNA-binding domain and a C-terminal ligand-binding domain.
翻訳後修飾	<p>Phosphorylated by cyclin A/CDK2. Phosphorylation probably enhances transcriptional activity.</p> <p>Glycosylated; contains N-acetylglucosamine, probably O-linked.</p> <p>Ubiquitinated. Deubiquitinated by OTUB1.</p> <p>Dimethylated by PRMT1 at Arg-260. The methylation may favor cytoplasmic localization.</p> <p>Palmitoylated (isoform 3). Not biotinylated (isoform 3).</p>
細胞内局在	Nucleus. Cytoplasm. Cell membrane. A minor fraction is associated with the inner membrane and Nucleus. Cytoplasm. Cell membrane. Associated with the inner membrane via palmitoylation.

画像



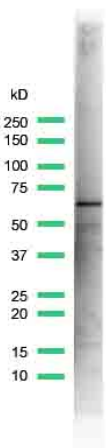
Immunohistochemical staining of human breast carcinoma labelling Estrogen Receptor alpha [SP1] with [ab93739](#) at 1:200 dilution.

Immunohistochemistry (Formalin/PFA-fixed paraffin-embedded sections) - Anti-Estrogen Receptor alpha antibody [SP1], prediluted ([ab27595](#))



Staining of human breast carcinoma using [ab27595](#)

Immunohistochemistry (Formalin/PFA-fixed paraffin-embedded sections) - Anti-Estrogen Receptor alpha antibody [SP1], prediluted ([ab27595](#))



Anti-Estrogen Receptor alpha antibody [SP1], prediluted ([ab27595](#)) at 1/25 dilution + lysate prepared from MCF7 cells

Image produced using the diluted version of this antibody, [ab16660](#).

Western blot - Anti-Estrogen Receptor alpha antibody [SP1], prediluted ([ab27595](#))

Please note: All products are "FOR RESEARCH USE ONLY AND ARE NOT INTENDED FOR DIAGNOSTIC OR THERAPEUTIC USE"

Our Abpromise to you: Quality guaranteed and expert technical support

- Replacement or refund for products not performing as stated on the datasheet
- Valid for 12 months from date of delivery
- Response to your inquiry within 24 hours

- We provide support in Chinese, English, French, German, Japanese and Spanish
- Extensive multi-media technical resources to help you
- We investigate all quality concerns to ensure our products perform to the highest standards

If the product does not perform as described on this datasheet, we will offer a refund or replacement. For full details of the Abpromise, please visit <http://www.abcam.co.jp/abpromise> or contact our technical team.

Terms and conditions

- Guarantee only valid for products bought direct from Abcam or one of our authorized distributors