

Product datasheet

Anti-CD3 antibody [SP7], prediluted ab21703

RabMAb

★★★★★ 1 Abreviews 12 References 画像数 5

製品の概要

製品名	Anti-CD3 antibody [SP7], prediluted
製品の詳細	Rabbit monoclonal [SP7] to CD3, prediluted
由来種	Rabbit
特異性	ab21703 recognises CD3 epsilon chain. This antibody reacts with the intracytoplasmic portion of the CD3 antigen expressed by T cells. It stains human T cells in both the cortex and medulla of the thymus and in peripheral lymphoid tissues.
アプリケーション	適用あり: WB, IHC-Fr, IHC-P
種交差性	交差種: Mouse, Human, Cynomolgus monkey 交差が予測される動物種: Rat, Sheep, Rabbit, Cow, Dog, Pig, Macaque monkey, Woodchuck ▲
免疫原	Synthetic peptide corresponding to CD3.
ポジティブ・コントロール	Tonsil tissue.
特記事項	This antibody is suitable for staining normal and neoplastic T cells.

製品の特性

製品の状態	Prediluted
保存方法	Shipped at 4°C. Store at +4°C.
バッファー	Preservative: 0.05% Sodium Azide Constituents: Inert stabilizer
精製度	Tissue culture supernatant
一次抗体 備考	This antibody is suitable for staining normal and neoplastic T cells.
ポリ/モノ	モノクローナル
クローン名	SP7
アイソタイプ	IgG

アプリケーション

Our [Abpromise guarantee](#) covers the use of **ab21703** in the following tested applications.

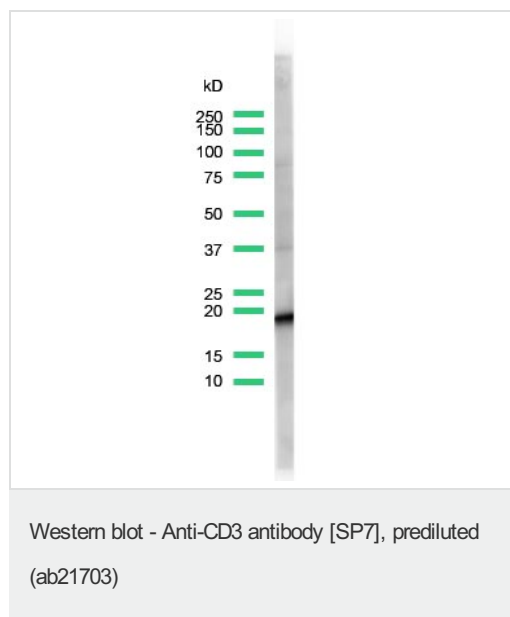
The application notes include recommended starting dilutions; optimal dilutions/concentrations should be determined by the end user.

アプリケーション	Abreviews	特記事項
WB		1/25. Predicted molecular weight: 19 kDa.
IHC-Fr		1/1. Acetone fixed.
IHC-P	★★★★★	1/1. Perform heat mediated antigen retrieval with citrate buffer pH 6 before commencing with IHC staining protocol. Use neat. Perform high temperature antigen unmasking with 10 mM citrate buffer, pH 6.0.

ターゲット情報

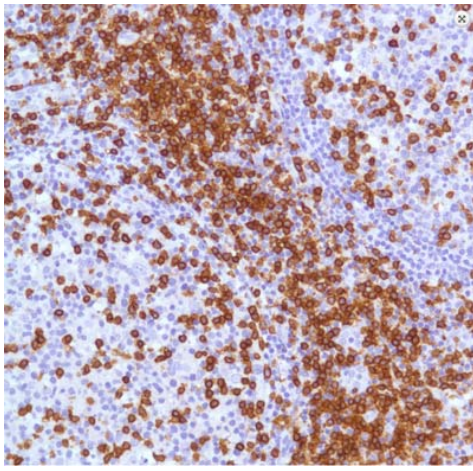
機能	The CD3 complex mediates signal transduction.
関連疾患	Defects in CD3D are a cause of severe combined immunodeficiency autosomal recessive T-cell-negative/B-cell-positive/NK-cell-positive (T(-)/B(+)/NK(+)) SCID [MIM:608971]. A form of severe combined immunodeficiency (SCID), a genetically and clinically heterogeneous group of rare congenital disorders characterized by impairment of both humoral and cell-mediated immunity, leukopenia, and low or absent antibody levels. Patients present in infancy recurrent, persistent infections by opportunistic organisms. The common characteristic of all types of SCID is absence of T-cell-mediated cellular immunity due to a defect in T-cell development.
配列類似性	Contains 1 ITAM domain.
細胞内局在	Membrane.

画像



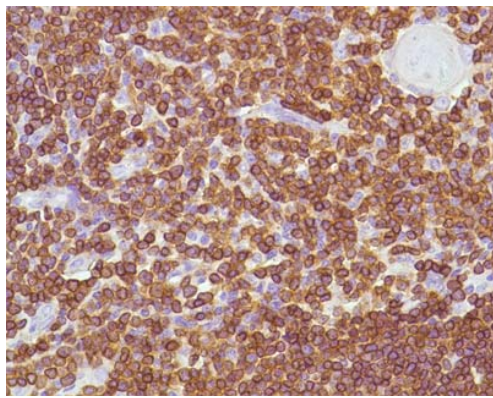
Anti-CD3 antibody [SP7], prediluted
(ab21703) at 1/25 dilution + Jurkat cell lysate

Predicted band size: 19 kDa



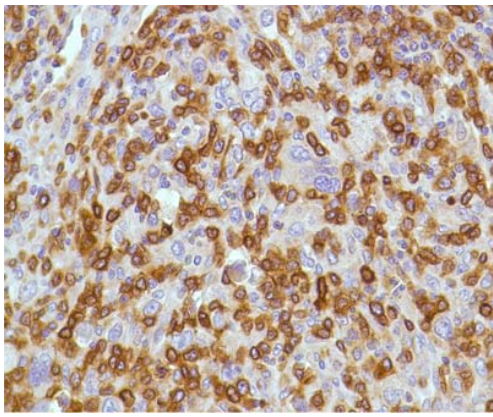
Immunohistochemical analysis of formalin-fixed, paraffin-embedded Human tonsil tissue, staining CD3 with ab21703.

Immunohistochemistry (Formalin/PFA-fixed paraffin-embedded sections) - Anti-CD3 antibody [SP7], prediluted (ab21703)



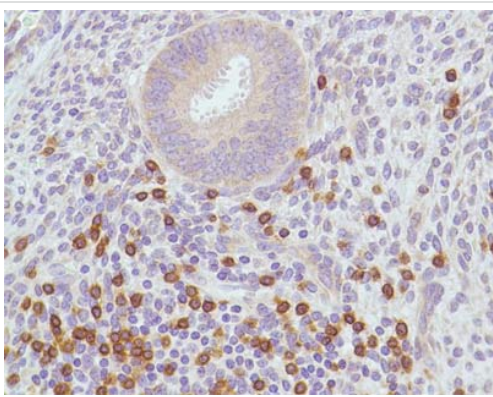
Immunohistochemical analysis of formalin-fixed, paraffin-embedded Human thymus tissue, staining CD3 with ab21703.

Immunohistochemistry (Formalin/PFA-fixed paraffin-embedded sections) - Anti-CD3 antibody [SP7], prediluted (ab21703)



Immunohistochemical analysis of formalin-fixed, paraffin-embedded Human Hodgkin's lymphoma tissue, staining CD3 with ab21703.

Immunohistochemistry (Formalin/PFA-fixed paraffin-embedded sections) - Anti-CD3 antibody [SP7], prediluted (ab21703)



Immunohistochemical analysis of formalin-fixed, paraffin-embedded Human uterus tissue, staining CD3 with ab21703.

Immunohistochemistry (Formalin/PFA-fixed paraffin-embedded sections) - Anti-CD3 antibody [SP7], prediluted (ab21703)

Please note: All products are "FOR RESEARCH USE ONLY AND ARE NOT INTENDED FOR DIAGNOSTIC OR THERAPEUTIC USE"

Our Abpromise to you: Quality guaranteed and expert technical support

- Replacement or refund for products not performing as stated on the datasheet
- Valid for 12 months from date of delivery
- Response to your inquiry within 24 hours
- We provide support in Chinese, English, French, German, Japanese and Spanish
- Extensive multi-media technical resources to help you
- We investigate all quality concerns to ensure our products perform to the highest standards

If the product does not perform as described on this datasheet, we will offer a refund or replacement. For full details of the Abpromise, please visit <http://www.abcam.co.jp/abpromise> or contact our technical team.

Terms and conditions

- Guarantee only valid for products bought direct from Abcam or one of our authorized distributors