




Product datasheet

Anti-BAF57/SMARCE1 antibody ab14764

2 References [画像数 1](#)

製品の概要

製品名	Anti-BAF57/SMARCE1 antibody
製品の詳細	Goat polyclonal to BAF57/SMARCE1
由来種	Goat
アプリケーション	適用あり: WB, IHC-P
種交差性	交差種: Human 交差が予測される動物種: Mouse 
免疫原	Synthetic peptide: PPTDPIPEDEKKE , corresponding to amino acids 399-411 of Human BAF57/SMARCE1. <div style="text-align: right;">  Run BLAST with  Run BLAST with </div>
ポジティブ・コントロール	Lysates prepared from HepG2, HeLa and Jurkat cells. Lysate prepared from transfected HEK293 transiently expressing BAF57. Human prostate tissue sections.

製品の特性

製品の状態	Liquid
保存方法	Shipped at 4°C. Upon delivery aliquot and store at -20°C or -80°C. Avoid repeated freeze / thaw cycles.
バッファー	Preservative: 0.02% Sodium Azide Constituents: 0.5% BSA, Tris buffered saline, pH 7.3
精製度	Immunogen affinity purified
特記事項(精製)	Purified from goat serum by ammonium sulphate precipitation followed by antigen affinity chromatography using the immunizing peptide.
ポリ/モノ	ポリクローナル
アイソタイプ	IgG

アプリケーション

Our [Abpromise guarantee](#) covers the use of **ab14764** in the following tested applications.

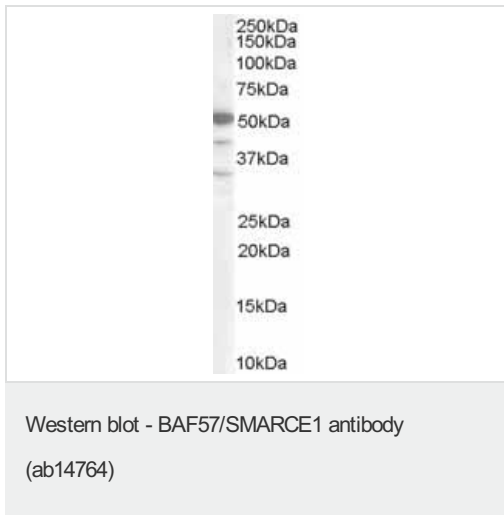
The application notes include recommended starting dilutions; optimal dilutions/concentrations should be determined by the end user.

アプリケーション	Abreviews	特記事項
WB		Use a concentration of 0.2 - 0.6 µg/ml. Detects a band of approximately 50 kDa (predicted molecular weight: 47 kDa).
IHC-P		Use a concentration of 3 - 5 µg/ml.

ターゲット情報

機能	Involved in transcriptional activation and repression of select genes by chromatin remodeling (alteration of DNA-nucleosome topology). Belongs to the neural progenitors-specific chromatin remodeling complex (npBAF complex) and the neuron-specific chromatin remodeling complex (nBAF complex). During neural development a switch from a stem/progenitor to a post-mitotic chromatin remodeling mechanism occurs as neurons exit the cell cycle and become committed to their adult state. The transition from proliferating neural stem/progenitor cells to post-mitotic neurons requires a switch in subunit composition of the npBAF and nBAF complexes. As neural progenitors exit mitosis and differentiate into neurons, npBAF complexes which contain ACTL6A/BAF53A and PHF10/BAF45A, are exchanged for homologous alternative ACTL6B/BAF53B and DPF1/BAF45B or DPF3/BAF45C subunits in neuron-specific complexes (nBAF). The npBAF complex is essential for the self-renewal/proliferative capacity of the multipotent neural stem cells. The nBAF complex along with CREST plays a role regulating the activity of genes essential for dendrite growth (By similarity). Required for the coactivation of estrogen responsive promoters by Swi/Snf complexes and the SRC/p160 family of histone acetyltransferases (HATs). Also specifically interacts with the CoREST corepressor resulting in repression of neuronal specific gene promoters in non-neuronal cells. Also involved in vitamin D-coupled transcription regulation via its association with the WINAC complex, a chromatin-remodeling complex recruited by vitamin D receptor (VDR), which is required for the ligand-bound VDR-mediated transrepression of the CYP27B1 gene.
配列類似性	Contains 1 HMG box DNA-binding domain.
ドメイン	The HMG domain is essential for CD4 silencing and CD8 activation; mutation of this domain blocks thymus development.
細胞内局在	Nucleus.

画像



Anti-BAF57/SMARCE1 antibody (ab14764)
at 0.2 µg/ml + Jurkat lysate at 35 µg

Predicted band size: 47 kDa

Observed band size: 50 kDa

Primary incubation was 1 hour. Detected by chemiluminescence.

Please note: All products are "FOR RESEARCH USE ONLY AND ARE NOT INTENDED FOR DIAGNOSTIC OR THERAPEUTIC USE"

Our Abpromise to you: Quality guaranteed and expert technical support

- Replacement or refund for products not performing as stated on the datasheet
- Valid for 12 months from date of delivery
- Response to your inquiry within 24 hours
- We provide support in Chinese, English, French, German, Japanese and Spanish
- Extensive multi-media technical resources to help you
- We investigate all quality concerns to ensure our products perform to the highest standards

If the product does not perform as described on this datasheet, we will offer a refund or replacement. For full details of the Abpromise, please visit <http://www.abcam.co.jp/abpromise> or contact our technical team.

Terms and conditions

- Guarantee only valid for products bought direct from Abcam or one of our authorized distributors